

PRODUCT CATALOG 2018

Design
with
Lighting

IG LIGHTING

开天窗
扉页对正圆心

IG LIGHTING PRODUCT CATALOG 2018 .01

声明：本书所列之产品外观及技术参数仅供参考，我司保留最终解释权，如产品外观及参数有更改，我司保留不预先通告之权利。

如有任何疑问，请致电客服热线：+86-760-22555981

Declaration: The technical information and appearance of products appearing in this catalogue is indicative only and subject to revision. IG reserves the right to revise information without notice.

IG LIGHTING 

中山爱奇光电科技有限公司 IG LIGHTING

地址：广东省中山市小榄镇工业大道北 22 号

[http:// www.ig-lighting.com](http://www.ig-lighting.com)

电话：+86-760-22555981 传真：+86-760-22555982





Design with Lighting

締造光影艺术

IG LIGHTING





因为创意
才会锐变
每一次改变
是为每一束
最专业的灯光

无概念·无道理

About us

中山爱奇光电科技有限公司，简称“爱奇光电”“IG Lighting”“IG 照明”，创立于 2012 年，是一家秉承科技、智能、创新、服务至上的理念，缔造光影艺术，将生活与工业美感结合，集 LED 绿色照明产品研发、生产、销售和服务于一体的专业照明公司。

爱奇光电一直专注于酒店、别墅、豪宅、民宿、会所、店铺、餐饮等领域专业照明设计需求，针对性提供产品方案，形成了包括天花射灯、洗墙灯、筒灯、导轨灯、办公灯、支架灯、线性灯带等多个专业产品品类，以专业的系统服务深获客户好评。

定位在“Design with Lighting”“缔造光影艺术”的 IG 照明，围绕用户、市场需求，开创 IG 定制 + 服务，给用户高品质照明产品以及专业的照明设计服务，为顾客提供“专业定制级灯光”，实现 IG 照明在商业照明领域中极具专业的品牌地位。

Zhongshan IG Optoelectronic Technology Co., Ltd., referred to as "IG Lighting", was founded in 2012, is a scientific and technological, intelligent, innovative, service-oriented concept, create the art of lighting, the combination of life and industry aesthetic, set LED green lighting product research and development, production, Sales and service in one of the professional lighting company.

IG Optronics has been focusing on the hotel, store, restaurant, office lighting design requirements, targeted to provide product solutions, including led ceiling spot light, wall wash lamp, downlight, led track light, office lighting, Linear lamp and other professional product categories, with professional system services won deep customer praise.

Positioning in "Design with Lighting", service for the user, according to market demand, create IG custom service, provide users with high quality lighting products and professional lighting design services, To provide customers with "professional customized lighting" to achieve IG lighting in the field of commercial lighting extremely professional brand status.

PROJECT

Hotel



Supermarket



Catering



Office



Shop





PROJECT

部分案例

福建·悦武姨茶文化美学酒店

大喜牛餐饮连锁店

香积厨餐饮连锁

世界精酿啤酒·仓连锁

威美斯 KTV 连锁

丽江胡思年月酒店

拾庭画驿酒店

开化山水间酒店

池州山水间酒店

南昌山水间酒店

溪山温泉样板间

黄山宏村谷稻酒店

贵阳裂变广场酒店

馥咖啡·咖啡店连锁店

香港中银大厦

辽宁新隆嘉现代农业有限公司

福州美硕酒店

莲花山庄度假酒店

不见山酒店

天鹅童话美容院连锁店

宏村宏发饭店

杭州领界服饰第二印象男装

成都第六空间

广州广发证卷大厦

江阴市和院别墅

苏州丰隆城市中心

香蜜湖九号大院

宏村西递陌上居民宿

曦城别墅

绵阳宏泰威图酒店

沙河高尔夫别墅

重庆磁场·淘溪川

南平雅格大酒店

北京生命科学院办公楼

吉利汽车生产基地

无锡瑞庭西郊酒店

上海兴隆酒店上海店

银都别墅











上海长提花园

北纬男装品牌连锁店

喜鹊家具办公楼











.....

Phantom Serious / 魅影

Product	Model	Power	CCT	Beam angle	Cutout	Size	Page
	IG-XQ505505 01	5W	3000K/4000K	15°/24°/36°	Φ55mm	Φ62x78mm	004
	IG-XQ507508 02	8W	3000K/4000K	12°/24°/36°	Φ75mm	Φ85x86mm	005
	IG-XQ509212 03	12W	3000K/4000K	12°/24°/36°	Φ92mm	Φ100x100mm	006
	IG-TH507508 01	8W	3000K/4000K	12°/15°/24°/36°	Φ75mm	Φ90x45mm	008
	IG-XQ505505 05	5W	3000K/4000K	15°/24°/36°	Φ55mm	Φ65x76mm	010
	IG-XQ507508 06	8W	3000K/4000K	12°/24°/36°	Φ75mm	Φ85x80mm	011
	IG-TH709520 01	20W	3000K/4000K	12°/24°/38°	Φ95mm	Φ105x108mm	012
	IG-TD505505 01	5W	3000K/4000K	60°	Φ55mm	Φ65x61mm	014
	IG-TD507507 02	7W	3000K/4000K	60°	Φ75mm	Φ85x72mm	015
	IG-TD509212 03	12W	3000K/4000K	60°	Φ95mm	Φ110x70mm	016

*代表需定制




Katz Serious / 卡兹

Product	Model	Power	CCT	Beam angle	Cutout	Size	Page
	IG-XQ307508 01 IG-XQ307512 01	8W 12W	3000K/4000K	15°/24°/36°	Φ75mm	Φ85x93mm Φ85x103mm	020
	IG-XQ307508 02 IG-XQ307512 02	8W 12W	3000K/4000K	15°/24°/36°	Φ75mm	Φ85x94mm	021
	IG-XQ307508 03 IG-XQ307512 03	8W 12W	3000K/4000K	15°/24°/36°	Φ75mm	Φ85x93mm Φ85x103mm	022
	IG-XQ307508 04 IG-XQ307512 04	8W 12W	3000K/4000K	15°/24°	Φ75mm	Φ85x84mm	023
	IG-DG305208 01 IG-DG305212 02	8W 12W	3000K/4000K	12°/15°/24°/36°	2线/3线/4线	Φ52x210mm	026
	IG-MS305208 01 IG-MS305212 02	8W 12W	3000K/4000K	12°/15°/24°/36°	吸顶式	Φ52x210mm	027
	IG-DG305208 03 IG-DG305212 04	8W 12W	3000K/4000K	12°/15°/24°/36°	2线/3线/4线	Φ52x165mm	028
	IG-DG305208 05 IG-DG305212 06	8W 12W	3000K/4000K	12°/15°/24°/36°	2线/3线/4线	Φ52x184mm	029
	IG-DG309530 08	30W	3000K/4000K	10°/24°/36°	2线/3线/4线	Φ88x177mm	030
	IG-TH308530	30W	3000K/4000K	10°/24°/36°	Φ85mm	Φ88x120mm	032

*代表需定制

Penguin Serious

企鹅

Product	Model	Power	CCT	Beam angle	Cutout	Size	Page
	IG-TD607505 01	5W	3000K/4000K/6500K	60°	Φ75mm	Φ103x68mm	036
	IG-TD612012 02	12W	3000K/4000K/6500K	60°	Φ120mm	Φ155x80mm	037
	IG-TD617018 03	18W	3000K/4000K/6500K	60°	Φ170mm	Φ190x85mm	038

King Serious


黑金

Product	Model	Power	CCT	Beam angle	Cutout	Size	Page
	IG-TH106006	6W	3000K/4000K	15°/30°/45°	Φ60mm	Φ66x68mm	042
	IG-TH107508 IG-TH107512	8W * 12W	3000K/4000K	15°/30°/45°	Φ75mm	Φ85x81mm	043
	IG-TH109520 IG-TH109525	20W * 25W	3000K/4000K	15°/30°/45°	Φ95mm	Φ104x106mm	044
	IG-TH112530 IG-TH112535	30W 35W	3000K/4000K	15°/30°/40°	Φ125mm	Φ130x135mm	045

*代表需定制







King Serious

黑金





Product	Model	Power	CCT	Beam angle	Cutout	Size	Page
	IG-GSA40030 IG-GSA13710 IG-GSA06504 IG-GSA04502	2Wx15 2Wx5 2Wx2 2W	3000K/4000K	15°/30°/45°	405x37mm 140x37mm 68x37mm 37x37mm	413x45x49mm 147x45x49mm 75x45x49mm 45x45x49mm	048
	IG-GS109608 01 IG-GS109612 01	8W 12W	3000K/4000K	15°/24°/36°	96x96mm	96x96x103mm	050
	IG-GS109616 02 IG-GS109624 02	8Wx2 12Wx2	3000K/4000K	15°/24°/36°	195x96mm	195x96x103mm	051
	IG-GS009624 03 IG-GS009636 03	8Wx3 12Wx3	3000K/4000K	15°/24°/36°	276x96mm	276x96x103mm	052
	IG-MS106508 01	8W	3000K/4000K	15°/30°/45°	吸顶式	Φ65x90mm	054
	IG-MS109115 01	15W	3000K/4000K	15°/30°/45°	吸顶式	Φ91x120mm	055
	IG-MS111520 01	20W	3000K/4000K	15°/30°/45°	吸顶式	Φ115x150mm	056
	IG-TD107507 02	7W	3000K/4000K/6000K	60°	Φ75mm	Φ90x58mm	058
	IG-TD109512 03	12W	3000K/4000K/6000K	60°	Φ95mm	Φ102x68mm	059
	IG-TD112518 04	18W	3000K/4000K/6000K	60°	Φ125mm	Φ140x68mm	060

*代表需定制

King Serious / 黑金





Product	Model	Power	CCT	Beam angle	Cutout	Size	Page
	IG-TD115025 05	25W	3000K/4000K/6000K	60°	Φ150mm	Φ180x90mm	061
	IG-TD120535 08	35W	3000K/4000K/6000K	60°	Φ205mm	Φ230x120mm	062
	IG-TH105003 01	3W	3000K/4000K/6000K	15°/20°/25°/30°/38°/45°	Φ50mm	Φ55x76mm	063
	IG-TH108005 02	5W	3000K/4000K/5000K	15°/24°/36°	Φ80mm	Φ90x109mm	
	IG-TH109508 03	8W	3000K/4000K/5000K	13°/25°/38°	Φ95mm	Φ100x115.5mm	
	IG-DG108012 01	3Wx4	3000K/4000K/6000K	20°-45°	导轨式	80x80x70mm	064

PT Serious / 白金





Product	Model	Power	CCT	Beam angle	Cutout	Size	Page
	IG-GS009408 01	8W	3000K/4000K	15°/24°/36°	95x95mm	110x110x65mm	068
	IG-GS009412 01	*12W					
	IG-DS009416 01	8Wx2	3000K/4000K	15°/24°/36°	185x95mm	200x110x65mm	069
	IG-DS009424 01	*12Wx2					

*代表需定制

Universe Serious / 华宇




Product	Model	Power	CCT	Beam angle	Cutout	Size	Page
	IG-XQ012030 01	30W	3000K/4000K	20°/30°/45°*	Φ120mm	Φ134x178mm	074
	IG-XQ012035 01	35W					
	IG-XQ015040 02	40W	3000K/4000K	15°/24°/36°	Φ150mm	Φ160x200mm	075
	IG-XQ015045 02	45W					

Mini Serious / 微光





Product	Model	Power	CCT	Beam angle	Cutout	Size	Page
	IG-TH103503 01	3W	2700K/3000K/4000K	15°/24°	Φ35mm	Φ40x28mm	080
	IG-TH104003 02	3W	2700K/3000K/4000K	15°/24°	Φ40mm	Φ45x46mm	081
	IG-TH104003 03	3W	2700K/3000K/4000K	15°/24°	Φ40mm	Φ45x46mm	082
	IG-TH104003 04	3W	2700K/3000K/4000K	15°/24°	Φ40mm	Φ44x49mm	084

*代表需定制

Mini Serious / 微光










Product	Model	Power	CCT	Beam angle	Cutout	Size	Page
	IG-TH103003 05	3W	3000K/4000K/6000K	15°/20°/25° /30°/38°/45°	Φ30mm	Φ35x43mm	085
	IG-TH103003 06	3W	3000K/4000K/6000K	15°/20°/25° /30°/38°/45°	Φ30mm	Φ35x33mm	085
	IG-TH103001 07	1W	3000K/4000K/6000K	15°/20°/25° /30°/38°/45°	Φ30mm	Φ35x22mm	085

Rout Serious / 劳特

Product	Model	Power	CCT	Beam angle	Cutout	Size	Page
	IG-MS502503 04	3W	2700K/3000K/4000K	10°/15°/24°/60°* *80°/10°x35°*	吸顶式	Φ25x70mm	091
	IG-DG502503 01	3W	2700K/3000K/4000K	10°/15°/24°/60°* *80°/10°x35°*	2线/3线	Φ25x70mm	092
	IG-TH502503 03	3W	2700K/3000K/4000K	10°/15°/24°/60°* *80°/10°x35°*	Φ55mm	Φ25x70mm	093
	IG-MS502503 05	3W	2700K/3000K/4000K	10°/15°/24°/60°* *80°/10°x35°*	吊线式	Φ25x250mm	094







*代表需定制

Rout Serious / 劳特



Product	Model	Power	CCT	Beam angle	Cutout	Size	Page
	IG-MS504506 04	6W	3000K/4000K	15°/24°/36°	吸顶式	Φ45x150mm	097
	IG-DG504506 02	6W	3000K/4000K	15°/24°/36°	2线/3线/4线	Φ45x150mm	098
	IG-TH504506 03	6W	3000K/4000K	15°/24°/36°	Φ75mm	Φ45x150mm	099
	IG-DG504506 01	6W	3000K/4000K	15°/24°/36°	2线/3线/4线	Φ45x150mm	100
	IG-MS504506 05	6W	3000K/4000K	15°/24°/36°	吊线式	Φ45x250mm	101
	IG-MS506008 04 IG-MS506012 04	8W 12W	3000K/4000K	12°/24°/36°	吸顶式	Φ60x165mm	105
	IG-DG506008 02 IG-DG506012 02	8W 12W	3000K/4000K	12°/24°/36°	2线/3线/4线	Φ60x165mm	106
	IG-TH506008 03 IG-TH506012 03	8W 12W	3000K/4000K	12°/24°/36°	Φ75mm	Φ60x165mm	107
	IG-DG506008 01 IG-DG506012 01	8W 12W	3000K/4000K	12°/24°/36°	2线/3线/4线	Φ60x165mm	108
	IG-MS506008 05 IG-MS506012 05	8W 12W	3000K/4000K	12°/24°/36°	吊线式	Φ60x165mm	109

*代表需定制

Rout Serious / 劳特



Product	Model	Power	CCT	Beam angle	Cutout	Size	Page
	IG-MS507320 04 IG-MS507325 04	20W 25W	3000K/4000K	12°/24°/36°	吸顶式	Φ73x160mm	113
	IG-DG507320 02 IG-DG507325 02	20W 25W	3000K/4000K	12°/24°/36°	2线/3线/4线	Φ73x160mm	114
	IG-TH507320 03 IG-TH507325 03	20W 25W	3000K/4000K	12°/24°/36°	Φ75mm	Φ73x160mm	115
	IG-DG507320 01 IG-DG507325 01	20W 25W	3000K/4000K	12°/24°/36°	2线/3线/4线	Φ73x160mm	116
	IG-MS507320 05 IG-MS507325 05	20W 25W	3000K/4000K	12°/24°/36°	吊线式	Φ73x160mm	117
	IG-DG508530 02 IG-DG508535 02	30W 35W	3000K/4000K	15°/24°/36°	2线/3线/4线	Φ85x155mm	121

Camera Serious / 照相机



Product	Model	Power	CCT	Beam angle	Cutout	Size	Page
	IG-DG308512 01 IG-DG308520 02	12W 20W	3000K/4000K	15°/24°/36°	2线/3线/4线	Φ74x220mm	126
	IG-DG310330 03	30W	3000K/4000K	12°/24°/36°	2线/3线/4线	Φ94x190mm	127

*代表需定制


Trojan people II Serious / 木马人

Product	Model	Power	CCT	Beam angle	Cutout	Size	Page
	IG-DG109830 01 IG-DG109835 02	30W 35W	3000K/4000K	12°/24°/36°	2线/3线/4线	Φ98x210x200mm	132
	IG-TH114530 IG-TH114535	30W 35W	3000K/4000K	12°/24°/36°	Φ145mm	Φ163x110mm	134

Freeman Serious / 自由人

Product	Model	Power	CCT	Beam angle	Cutout	Size	Page
	IG-DG209820	20W	3000K/4000K	15°/24°/36°	2线/3线/4线	Φ98x220x230mm	138
	IG-TH214520	20W	3000K/4000K	15°/24°/36°	Φ145mm	Φ163x60mm	140

QRI111 Serious / QRI

Product	Model	Power	CCT	Beam angle	Cutout	Size	Page
	IG-DG310012 01	12W	3000K/4000K	10°/20°/30°	2线/3线/4线	Φ111x168mm	144

*代表需定制

Indoor decoration lighting

室内装饰灯 NEW

P.146



Outdoor light

户外灯 NEW

P.152



Lawn lamp

草坪灯 NEW


P.162




Optical flexibility

With our uncompromising approach to optics, IG lighting provides the tools for vertical illumination, general lighting or precise accentuation.


True asymmetric wallwash



Tilt model




Narrow Spot 10°



Narrow 20°



Medium 40°




Wide 60°




Soft lighting and comfortable feeling

Uniform transition from center to edge in the lighting area.

20%



100%



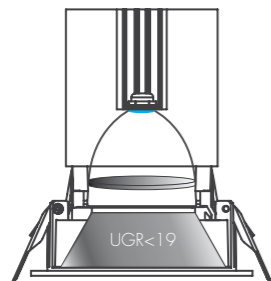
The science behind our beautiful light beams

With an emphasis on visual quality, IG lighting optics ensure smooth, even beam distributions with exceptional optical control

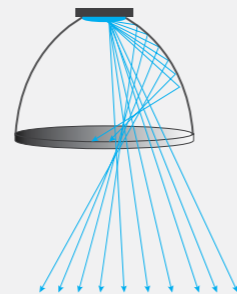
- No fried egg appearance
- Soft, smooth edge
- No striations
- Even colour

Black light reflection


Reflector electroplated with black nickel (Ni), the advantage is absorb the light, to prevent the reflector from making secondary glare, the reflector is dark when the light output, and also provide good color presentation.



Diffuse reflection



- ✓ Soft distribution
- ✓ Light nature
- ✓ Condense the light, light facular is full



Know your angles

No two light beams are quite the same. Even light sources that claim to have the same beam angle can look very different in practice.

Beam angle is the angle at which the luminous intensity of a light source falls to 50% of the maximum. Beam angle is a useful measure of where most of your light is going, but it doesn't tell you how wide the rest of the light will be spread.

Field angle is the angle at which luminous intensity falls to 10% of the maximum. In other words, pretty much all of your light falls within this angle.

Colour fidelity

As well as offering a choice between colour rendering indexes of 80+ and 95+, IG lighting range also includes Radiant light sources, giving a more vivid appearance to whites and colours.

CRI
80+
 Accurate colours

Accurate colours for general lighting applications

CRI
95+
 Naturalistic colours

Closer to natural light for more demanding applications such as hospitality, museums and galleries

Radiant
80+
 Vivid colours


Designed to make whites whiter and colours more vivid for retail and display lighting applications

Radiant
95+
 Naturalistic and vivid

Vivid colours combined with natural accuracy for high-end applications such as fashion retail and cosmetics

Comparing CRI 80+ vs CRI 95+, 3000K

	Ra	R1	R2	R3	R4	R5	R6	R7	R8	R9	R10	R11	R12	R13	R14	R15
CRI 80+	84	82	90	97	83	82	88	86	63	15	77	83	68	84	98	75
CRI 95+	97	96	97	99	96	96	95	96	97	97	96	95	86	96	98	97



Standard gamut area



Radiant gamut area

What is Radiant ?

Most LED light sources are designed to use the same range of colours as incandescent light sources – known as the black body curve. Our Radiant sources use the flexibility of LED to fine-tune the colour of the light so that whites appear cleaner and colours appear more vivid – especially reds, blues and pinks. The result? Objects appear brighter, bolder and more radiant.



市场应用:

店铺、星级酒店、高端别墅、会所、民宿、超市、商业综合体、展览及博物馆等

Applications:

Shops, star hotels, high-end villas, clubs, lodging houses, supermarkets, commercial complexes, exhibitions and museums, etc.

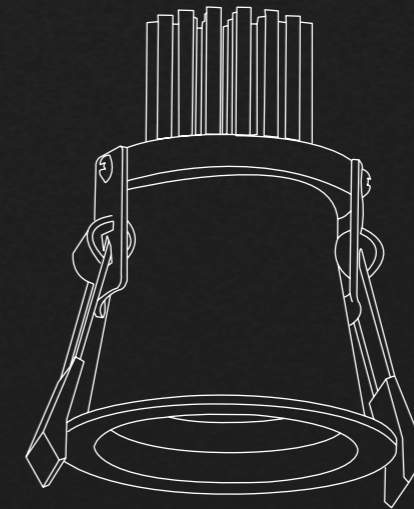
产品特性描述:

1. 国际进口品牌光源, CRI > 80/90, 光效高、性能稳定, 光色一致性高;
2. 国标铝材灯体和冷银散热器, 确保灯具良好外观成型及充分的散热;
3. 优异配光设计并使用国内著名反射器, 光晕自然舒适, 光形好, 峰值光强度高;
4. 内置隔离恒流驱动, 外观简洁、质量稳定;
5. 产品深防眩设计, 防眩角大于 35 度;
6. 系列化产品, 款款经典, 可满足不同场合使用要求;
7. 整灯寿命长达 30000 小时。

Product Features:

1. The international import brand light source, CRI > 80/90, has high luminous efficiency, stable performance and high consistency of light and color.
2. High quality aluminum heat sink to ensure ingenious shape and increase heat dissipation space.
3. Excellent precision optical design with high quality reflector, to realise a clear light shape and high peak intensity.
4. High quality isolated constant current driver. Dimming, intelligent control functions for option.
5. Deep anti glare design, anti glare angle greater than 35 degrees.
6. Serialized products, classic design, fit for different applications.
7. Lifespan up to 30,000 hours.

魅影 PHANTOM



天花灯

Ceiling spotlight

Page. 003



5W

8W

12W

8W

5W

8W

20W

筒灯

Downlight

Page. 013



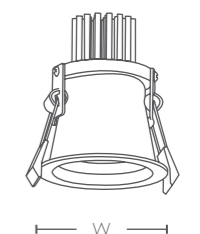
5W

7W

12W



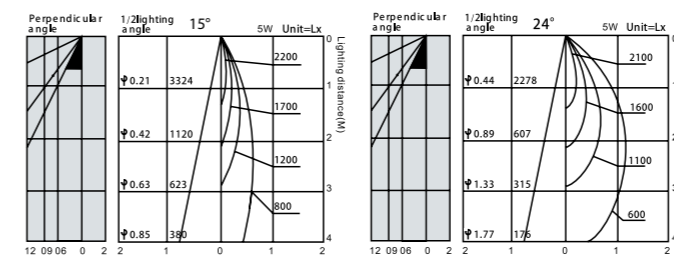
- CRI>90
- UGR <16
- No flickering
- 3000K
- 4000K
- 15°
- 24°
- 36°
- WH
- BL*
- IP20
- 45PCS




PRODUCT DATA 产品参数

Model 型号	Light Source 光源	Power/CCT 功率/色温	Light Output 光通量	Light Efficiency 光效率	Size(WxH) 尺寸	Cutout 开孔尺寸
IG-XQ505505 01	COB	5W/3000K	≥250 lm	≥50 lm/W	Φ62x78mm	Φ55mm

PHOTOMETRIC 配光参数



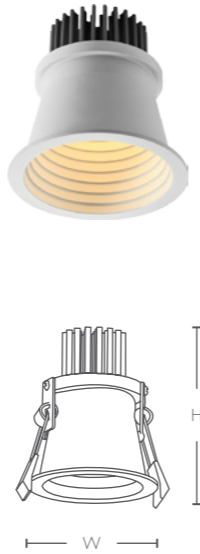


Accurate light distribution and control



15°

24°

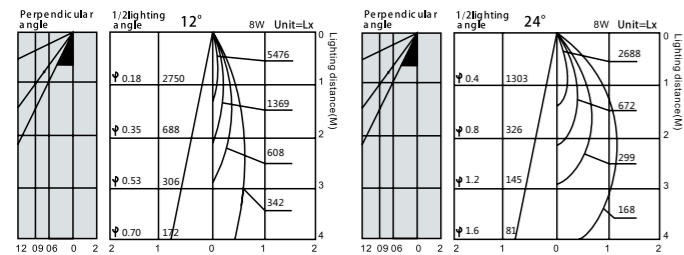





PRODUCT DATA 产品参数

Model 型号	Light Source 光源	Power/CCT 功率/色温	Light Output 光通量	Light Efficiency 光效率	Size(WxH) 尺寸	Cutout 开孔尺寸
IG-XQ507508 02	COB	8W/3000K	≥400 lm	≥50 lm/W	Φ85x86mm	Φ75mm

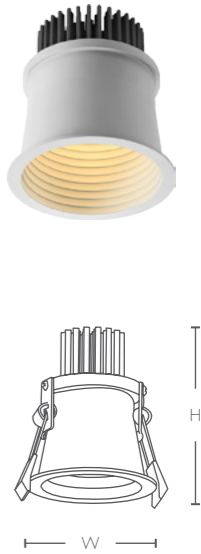


PHOTOMETRIC 配光参数



Accurate light distribution and control



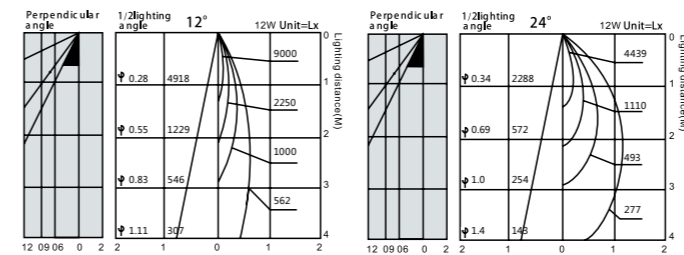
12° 24°




PRODUCT DATA 产品参数

Model 型号	Light Source 光源	Power/CCT 功率/色温	Light Output 光通量	Light Efficiency 光效率	Size(WxH) 尺寸	Cutout 开孔尺寸
IG-XQ509212 03	COB	12W/3000K	≥600 lm	≥50 lm/W	Φ100x100mm	Φ92mm

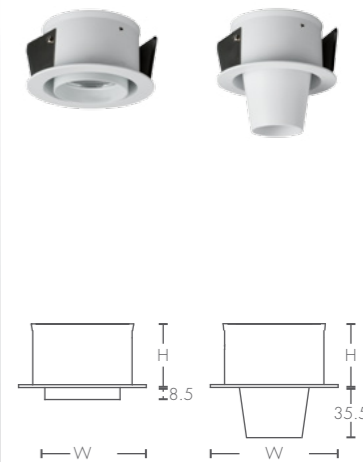
PHOTOMETRIC 配光参数



Accurate light distribution and control



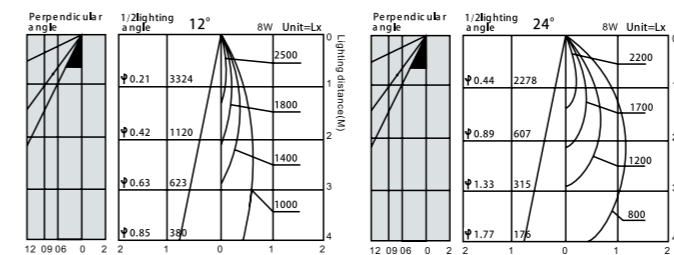
12° 24°




PRODUCT DATA 产品参数

Model 型号	Light Source 光源	Power/CCT 功率 / 色温	Light Output 光通量	Light Efficiency 光效率	Size(WxH) 尺寸	Cutout 开孔尺寸	Remarks 备注
IG-TH507508 01	COB	8W/3000K	≥400 lm	≥50 lm/W	Φ90x45mm	Φ75mm	直短筒


PHOTOMETRIC 配光参数



OPTIONAL 可选配件



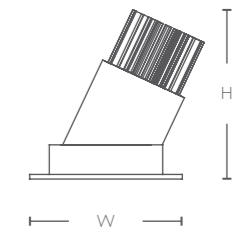
Accurate light distribution and control



12° 24°



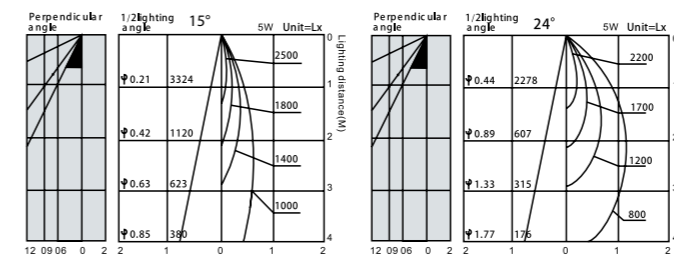
- CRI>90
- UGR <16
- No flickering
- 3000K
- 4000K
- 15°
- 24°
- 36°
- WH
- BL*
- GR*
- 25°
- IP20
- 45PCS



PRODUCT DATA 产品参数

Model 型号	Light Source 光源	Power/CCT 功率/色温	Light Output 光通量	Light Efficiency 光效率	Size(WxH) 尺寸	Cutout 开孔尺寸
IG-XQ505505 05	COB	5W/3000K	≥300 lm	≥60 lm/W	Φ65x76mm	Φ55mm

PHOTOMETRIC 配光参数



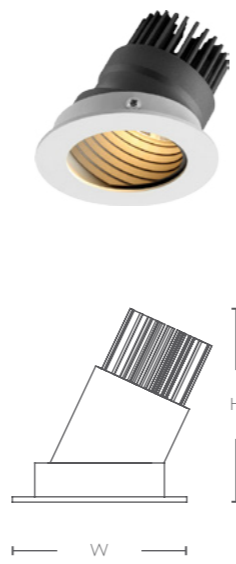
Accurate light distribution and control



15°

24°

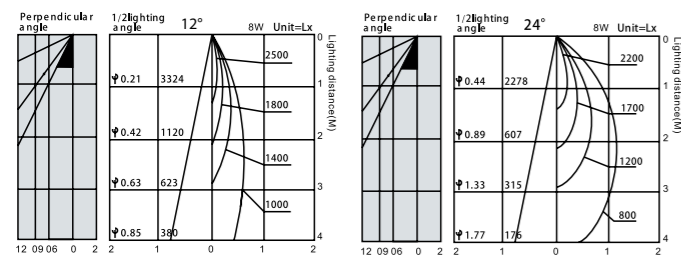





PRODUCT DATA 产品参数

Model 型号	Light Source 光源	Power/CCT 功率/色温	Light Output 光通量	Light Efficiency 光效率	Size(WxH) 尺寸	Cutout 开孔尺寸
IG-XQ507508 06	COB	8W/3000K	≥480 lm	≥60 lm/W	Φ85x80mm	Φ75mm

PHOTOMETRIC 配光参数



Accurate light distribution and control



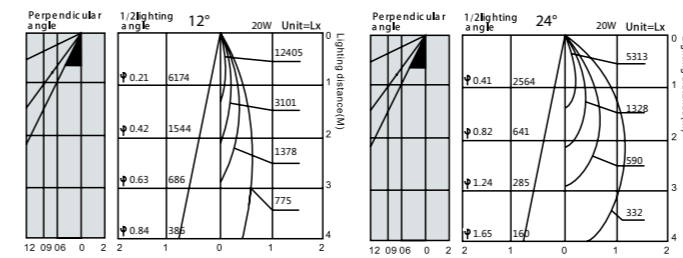
12° 24°




PRODUCT DATA 产品参数

Model 型号	Light Source 光源	Power/CCT 功率/色温	Light Output 光通量	Light Efficiency 光效率	Size(WxH) 尺寸	Cutout 开孔尺寸
IG-TH709520 01	COB	20W/3000K	≥1300 lm	≥65 lm/W	Φ105x108mm	Φ95mm


PHOTOMETRIC 配光参数













Accurate light distribution and control

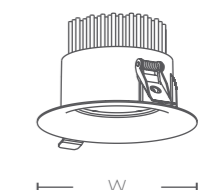


12° 24°






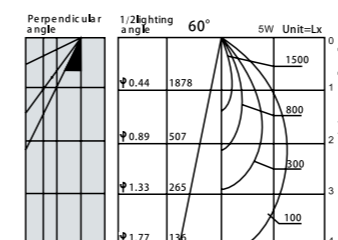
-  CRI>80
-  UGR <19
-  No flickering
-  3000K
-  4000K
-  60°
-  WH
-  BL*
-  IP20
-  45PCS



PRODUCT DATA 产品参数

Model 型号	Light Source 光源	Power/CCT 功率 / 色温	Light Output 光通量	Light Efficiency 光效率	Size(WxH) 尺寸	Cutout 开孔尺寸
IG-TD505505 01	COB	5W/4000K	≥350 lm	≥65 lm/W	Φ65x61mm	Φ55mm

PHOTOMETRIC 配光参数

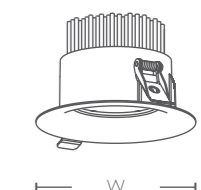


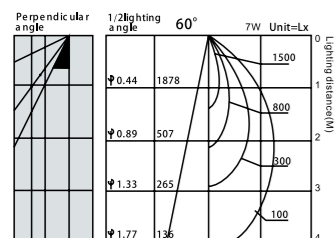




PRODUCT DATA 产品参数

Model 型号	Light Source 光源	Power/CCT 功率 / 色温	Light Output 光通量	Light Efficiency 光效率	Size(WxH) 尺寸	Cutout 开孔尺寸
IG-TD507507 02	SMD	7W/4000K	≥560 lm	≥80 lm/W	Φ85x72mm	Φ75mm


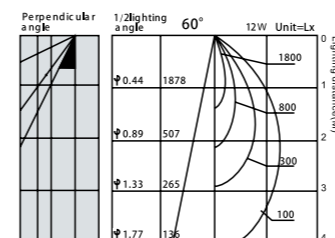
PHOTOMETRIC 配光参数



PRODUCT DATA 产品参数

Model 型号	Light Source 光源	Power/CCT 功率 / 色温	Light Output 光通量	Light Efficiency 光效率	Size(WxH) 尺寸	Cutout 开孔尺寸
IG-TD509212 03	SMD	12W/4000K	≥960 lm	≥80 lm/W	Φ110x70mm	Φ95mm

PHOTOMETRIC 配光参数





市场应用:

店铺、星级酒店、高端别墅、会所、民宿、超市、商业综合体、展览及博物馆等

Applications:

Shops, star hotels, high-end villas, clubs, lodging houses, supermarkets, commercial complexes, exhibitions and museums, etc.

产品特性描述:

1. 国际进口品牌 COB 光源，CRI > 80/90，光效高、性能稳定，光色一致性高；
2. 国标铝材灯体和高导热铝散热器，确保灯具良好外观成型及充分的散热；
3. 优异配光设计并使用国内著名反射器，光晕自然舒适，光形好，峰值光强度高；
4. 内置或外置恒流驱动，外观简洁、质量稳定；
5. 产品深防眩设计，防眩角大于 35 度；
6. 系列化产品，款款经典，可满足不同场合使用要求；
7. 整灯寿命长达 30000 小时。

Product Features:

1. The international imported brand COB light source, CRI > 80/90, has high luminous efficiency, stable performance and high consistency of light and color.
2. National standard aluminum lamp body and high thermal conductivity aluminum radiator to ensure good appearance and adequate heat dissipation for lamps and lanterns.
3. Excellent precision optical design with high quality reflector, to realise a clear light shape and high peak intensity.
4. Built in or external constant current drive, simple appearance and stable quality.
5. Deep anti glare design, anti glare angle greater than 35 degrees.
6. Serialized products, classic design, fit for different applications.
7. Lifespan up to 30,000 hours.

卡兹 KATZ

洗墙灯 Wallwasher

Page. 019



8W/12W

8W/12W

8W/12W

8W/12W

轨道式射灯 / 吸顶式射灯 Track light/surface mounted spotlight

Page. 025



8W/12W

8W/12W

8W/12W

8W/12W

30W

嵌入式射灯 Recessed spotlight

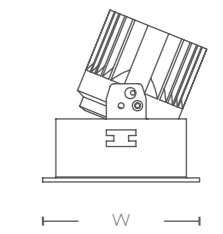
Page. 031



30W



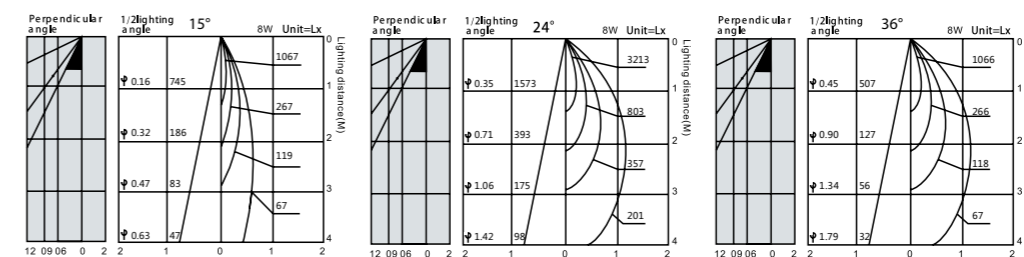
- CRI>90
- UGR <19
- No flickering
- 3000K
- 4000K
- 15°
- 24°
- 36°
- WH
- BL*
- GR*
- 30°
- IP20
- 45PCS



PRODUCT DATA 产品参数

Model 型号	Light Source 光源	Power/CCT 功率/色温	Light Output 光通量	Light Efficiency 光效率	Size(WxH) 尺寸	Cutout 开孔尺寸
IG-XQ307508 01	COB	8W/3000K	≥400 lm	≥50 lm/W	Φ85x93mm	Φ75mm
IG-XQ307512 01	COB	12W/3000K	≥600 lm	≥50 lm/W	Φ85x103mm	Φ75mm

PHOTOMETRIC 配光参数



Accurate light distribution and control



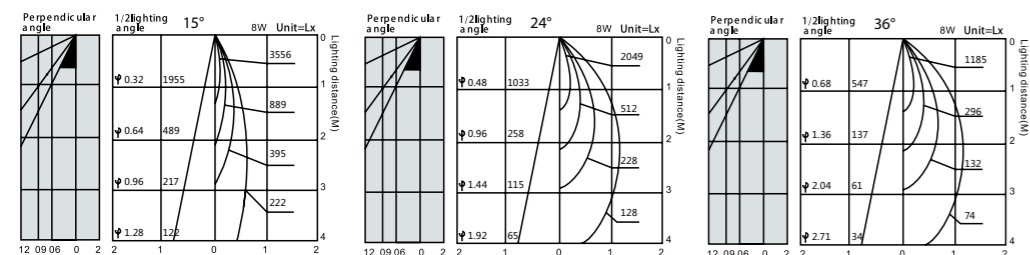
15° 24° 36°





PRODUCT DATA 产品参数

Model 型号	Light Source 光源	Power/CCT 功率/色温	Light Output 光通量	Light Efficiency 光效率	Size(WxH) 尺寸	Cutout 开孔尺寸
IG-XQ307508 02	COB	8W/3000K	≥400 lm	≥50 lm/W	Φ85x84mm	Φ75mm
IG-XQ307512 02	COB	12W/3000K	≥600 lm	≥50 lm/W	Φ85x94mm	Φ75mm

PHOTOMETRIC 配光参数



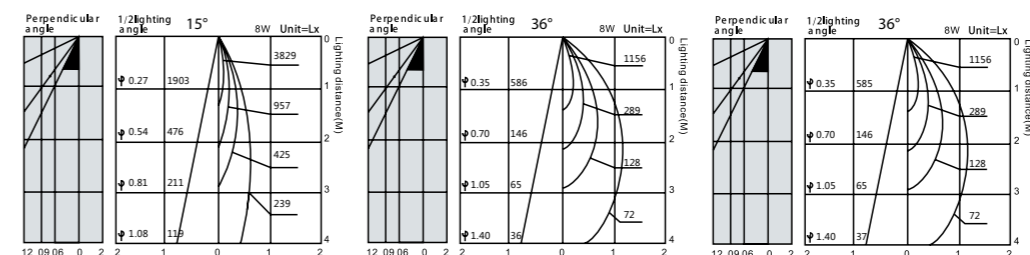
Accurate light distribution and control




PRODUCT DATA 产品参数

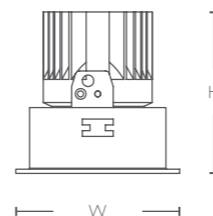

Model 型号	Light Source 光源	Power/CCT 功率/色温	Light Output 光通量	Light Efficiency 光效率	Size(WxH) 尺寸	Cutout 开孔尺寸
IG-XQ307508 03	COB	8W/3000K	≥320 lm	≥40 lm/W	Φ85x93mm	Φ75mm
IG-XQ307512 03	COB	12W/3000K	≥480 lm	≥40 lm/W	Φ85x103mm	Φ75mm

PHOTOMETRIC 配光参数



Accurate light distribution and control

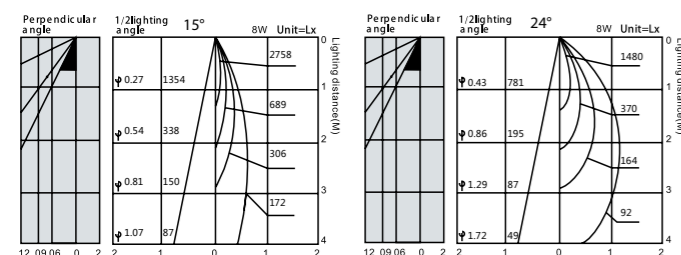





PRODUCT DATA 产品参数

Model 型号	Light Source 光源	Power/CCT 功率/色温	Light Output 光通量	Light Efficiency 光效率	Size(WxH) 尺寸	Cutout 开孔尺寸
IG-XQ307508 04	COB	8W/3000K	≥280 lm	≥35 lm/W	Φ85x84mm	Φ75mm
IG-XQ307512 04	COB	12W/3000K	≥420 lm	≥35 lm/W	Φ85x94mm	Φ75mm

PHOTOMETRIC 配光参数



Accurate light distribution and control



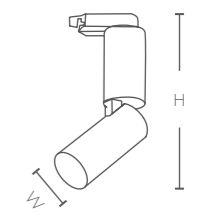
15°

24°





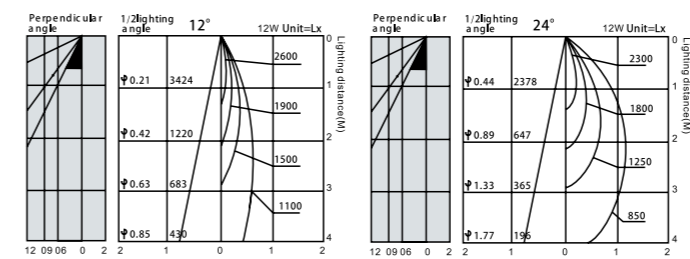
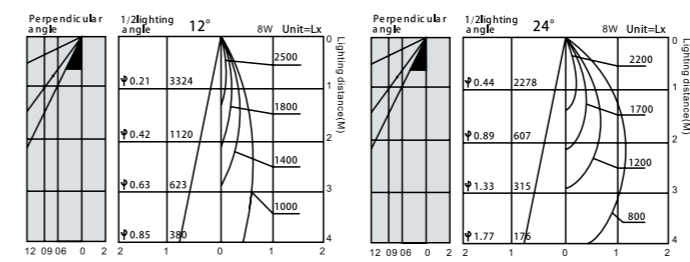
CRI>90
UGR <16
No flickering
3000K
4000K
12°
15°
24°
36°
WH
BL
GR*
90°
360°
IP20
24PCS



PRODUCT DATA 产品参数

Model 型号	Light Source 光源	Power/CCT 功率 / 色温	Light Output 光通量	Light Efficiency 光效率	Size(WxH) 尺寸	Installation 安装方式
IG-DG305208 01	COB	8W/3000K	≥480 lm	≥60 lm/W	φ52x210mm	2线/3线/4线
IG-DG305212 02	COB	12W/3000K	≥720 lm	≥60 lm/W	φ52x210mm	2线/3线/4线

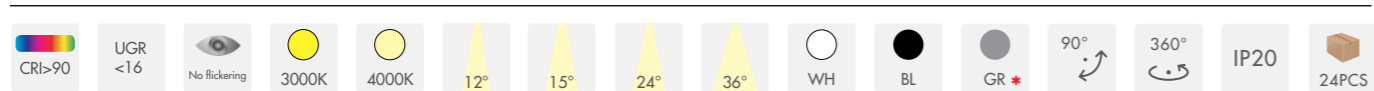
PHOTOMETRIC 配光参数



OPTIONAL 可选配件



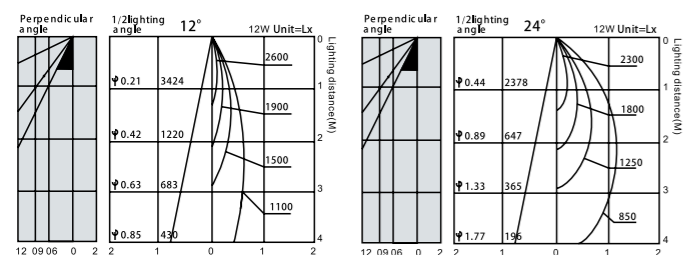
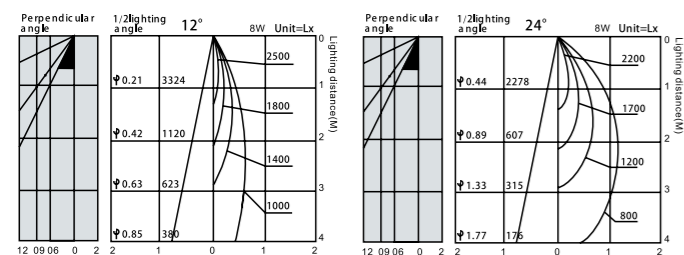
聚光前嘴
出光效果 12°



PRODUCT DATA 产品参数

Model 型号	Light Source 光源	Power/CCT 功率 / 色温	Light Output 光通量	Light Efficiency 光效率	Size(WxH) 尺寸	Installation 安装方式
IG-MS305208 01	COB	8W/3000K	≥480 lm	≥60 lm/W	φ52x210mm	吸顶式
IG-MS305212 02	COB	12W/3000K	≥720 lm	≥60 lm/W	φ52x210mm	吸顶式

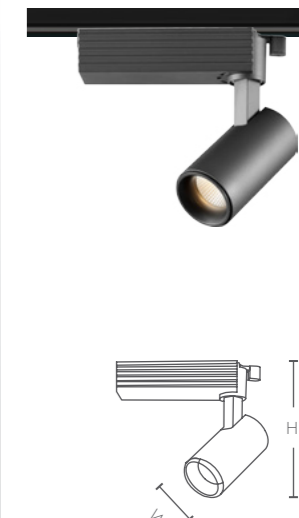

PHOTOMETRIC 配光参数



OPTIONAL 可选配件



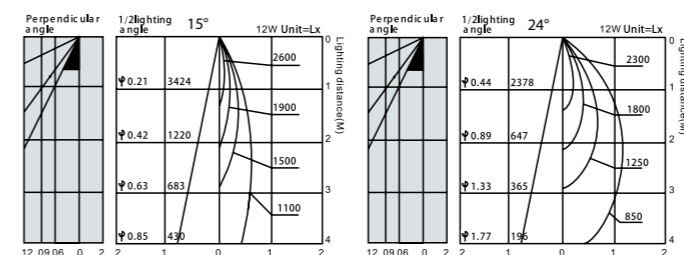
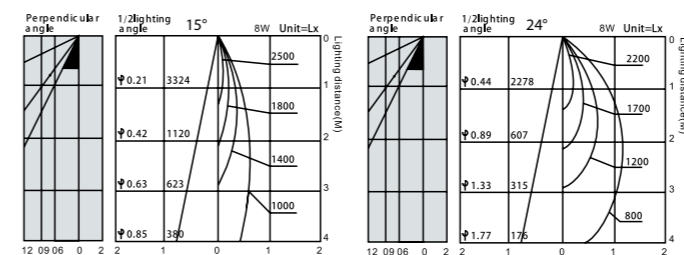
聚光前嘴
出光效果 12°



PRODUCT DATA 产品参数

Model 型号	Light Source 光源	Power/CCT 功率 / 色温	Light Output 光通量	Light Efficiency 光效率	Size(WxH) 尺寸	Installation 安装方式
IG-DG305208 03	COB	8W/3000K	≥480 lm	≥60 lm/W	φ52x165mm	2线 / 3线 / 4线
IG-DG305212 04	COB	12W/3000K	≥720 lm	≥60 lm/W	φ52x165mm	2线 / 3线 / 4线

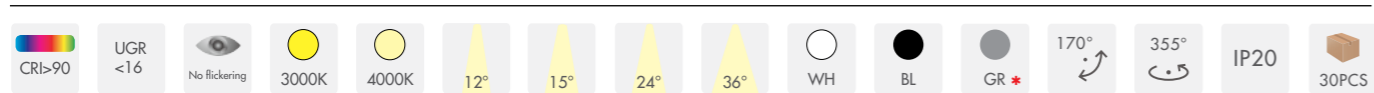
PHOTOMETRIC 配光参数



OPTIONAL 可选配件



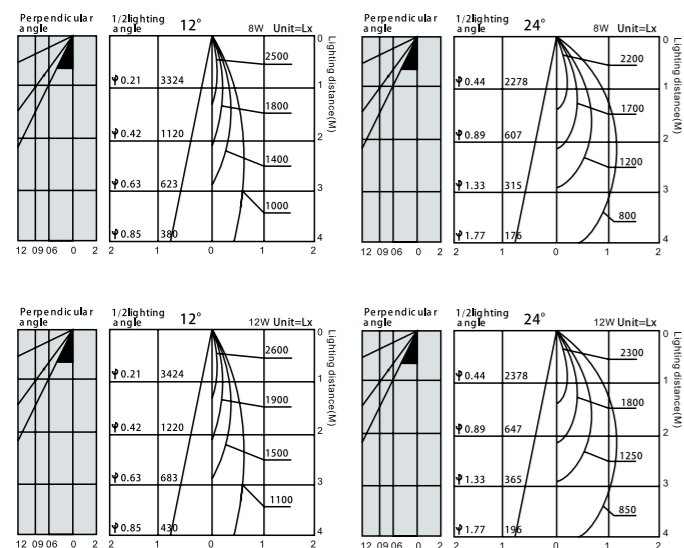
聚光前嘴
出光效果 12°



PRODUCT DATA 产品参数

Model 型号	Light Source 光源	Power/CCT 功率 / 色温	Light Output 光通量	Light Efficiency 光效率	Size(WxH) 尺寸	Installation 安装方式
IG-DG305208 05	COB	8W/3000K	≥400 lm	≥40 lm/W	φ52x184mm	2线 / 3线 / 4线
IG-DG305212 06	COB	12W/3000K	≥600 lm	≥40 lm/W	φ52x184mm	2线 / 3线 / 4线


PHOTOMETRIC 配光参数



OPTIONAL 可选配件



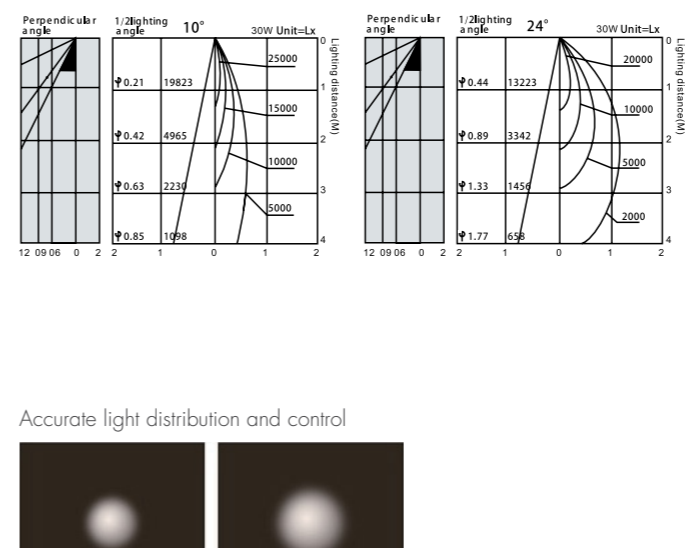
聚光前嘴
出光效果 12°

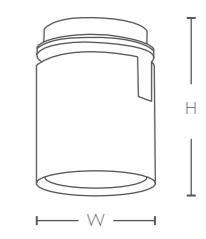



PRODUCT DATA 产品参数

Model 型号	Light Source 光源	Power/CCT 功率 / 色温	Light Output 光通量	Light Efficiency 光效率	Size(WxH) 尺寸	Installation 安装方式
IG-DG309530 08	COB	30W/3000K	≥2250 lm	≥75 lm/W	φ88x177mm	2线 / 3线 / 4线

PHOTOMETRIC 配光参数

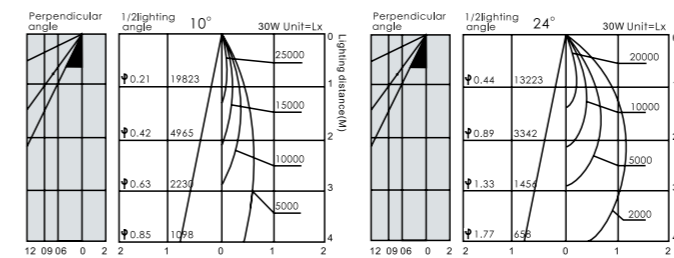





PRODUCT DATA 产品参数

Model 型号	Light Source 光源	Power/CCT 功率 / 色温	Light Output 光通量	Light Efficiency 光效率	Size(WxH) 尺寸	Cutout 开孔尺寸
IG-TH308530	COB	30W/3000K	≥2250 lm	≥75 lm/W	Φ88x120mm	Φ85mm

PHOTOMETRIC 配光参数



Accurate light distribution and control



10°

24°



市场应用:

店铺、星级酒店、高端别墅、会所、民宿、超市、商业综合体、展览及博物馆等

Applications:

Shops, star hotels, high-end villas, clubs, lodging houses, supermarkets, commercial complexes, exhibitions and museums, etc.


产品特性描述:

1. 国际进口品牌光源, CRI > 80/90, 光效高、性能稳定, 光色一致性高;
2. 国标铝材灯体和冷铜散热器, 确保灯具良好外观成型及充分的散热;
3. 优异配光设计并使用国内著名反射器, 光晕自然舒适, 光形好, 峰值光强度高;
4. 内置隔离恒流驱动, 外观简洁、质量稳定;
5. 产品深防眩设计, 防眩角大于 35 度;
6. 系列化产品, 款款经典, 可满足不同场合使用要求;
7. 整灯寿命长达 30000 小时。

Product Features:

1. The international import brand light source, CRI > 80/90, has high luminous efficiency, stable performance and high consistency of light and color.
2. High quality aluminum heat sink to ensure ingenious shape and increase heat dissipation space.
3. Excellent precision optical design with high quality reflector, to realise a clear light shape and high peak intensity.
4. High quality isolated constant current driver. Dimming, intelligent control functions for option.
5. Deep anti glare design, anti glare angle greater than 35 degrees.
6. Serialized products, classic design, fit for different applications.
7. Lifespan up to 30,000 hours.

企鹅 PENGUIN



筒灯

Downlight



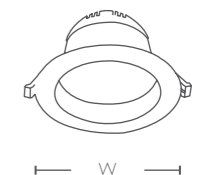
5W

12W

18W




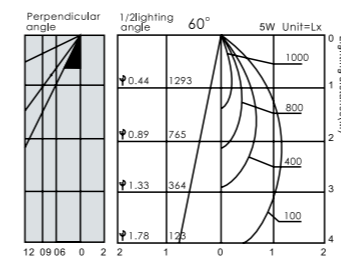
- CRI>80
- UGR <19
- No flickering
- 3000K
- 4000K
- 6500K
- 60°
- WH
- BL*
- IP20
- 45PCS

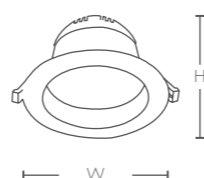


PRODUCT DATA 产品参数

Model 型号	Light Source 光源	Power/CCT 功率 / 色温	Light Output 光通量	Light Efficiency 光效率	Size(WxH) 尺寸	Cutout 开孔尺寸
IG-TD607505 01	SMD	5W/3000K	≥400 lm	≥80 lm/W	Φ103x68mm	Φ75mm

PHOTOMETRIC 配光参数

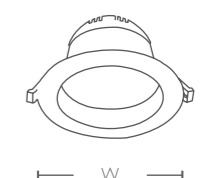

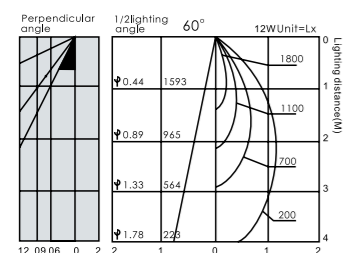




PRODUCT DATA 产品参数

Model 型号	Light Source 光源	Power/CCT 功率 / 色温	Light Output 光通量	Light Efficiency 光效率	Size(WxH) 尺寸	Cutout 开孔尺寸
IG-TD612012 02	SMD	12W/3000K	≥960 lm	≥80 lm/W	Φ155x80mm	Φ120mm


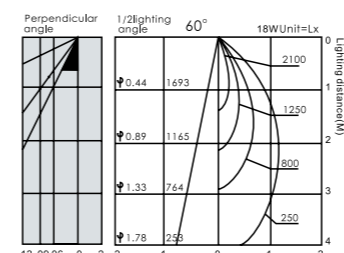
PHOTOMETRIC 配光参数



PRODUCT DATA 产品参数

Model 型号	Light Source 光源	Power/CCT 功率 / 色温	Light Output 光通量	Light Efficiency 光效率	Size(WxH) 尺寸	Cutout 开孔尺寸
IG-TD617018 03	SMD	18W/3000K	≥1440 lm	≥80 lm/W	Φ190x85mm	Φ170mm

PHOTOMETRIC 配光参数





市场应用:

店铺、星级酒店、高端别墅、会所、民宿、超市、商业综合体、展览及博物馆等

Applications:

Shops, star hotels, high-end villas, clubs, lodging houses, supermarkets, commercial complexes, exhibitions and museums, etc.

产品特性描述:

1. 国际进口品牌光源, CRI > 80/90, 光效高、性能稳定, 光色一致性高;
2. 国标铝材灯体和冷铜散热器, 确保灯具良好外观成型及充分的散热;
3. 优异配光设计并使用国内著名反射器, 光晕自然舒适, 光形好, 峰值光强度高;
4. 内置隔离恒流驱动, 外观简洁、质量稳定;
5. 产品深防眩设计, 防眩角大于 35 度;
6. 系列化产品, 款款经典, 可满足不同场合使用要求;
7. 整灯寿命长达 30000 小时。

Product Features:

1. The international import brand light source, CRI > 80/90, has high luminous efficiency, stable performance and high consistency of light and color.
2. High quality aluminum heat sink to ensure ingenious shape and increase heat dissipation space.
3. Excellent precision optical design with high quality reflector, to realise a clear light shape and high peak intensity.
4. High quality isolated constant current driver. Dimming, intelligent control functions for option.
5. Deep anti glare design, anti glare angle greater than 35 degrees.
6. Serialized products, classic design, fit for different applications.
7. Lifespan up to 30,000 hours.

黑金 KING

天花灯 Ceiling spotlight


Page. 041



6W 8W/12W 20W/25W 30W/35W

小格栅灯 Grille spotlight

Page. 047



2W 2Wx2 2Wx5 2Wx15

嵌入式筒灯 Recessed downlight

Page. 057



7W 12W 18W 25W 35W

射灯 Spotlight

Page. 063



3W 5W 8W 3Wx4

无边格栅灯 Trimless grille spotlight

Page. 049



8W/12W 8Wx2/12Wx2 8Wx3/12Wx3

明装筒灯 Surface mounted downlight

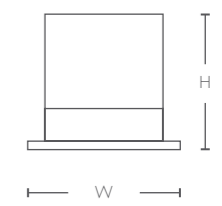
Page. 053



8W 15W 20W



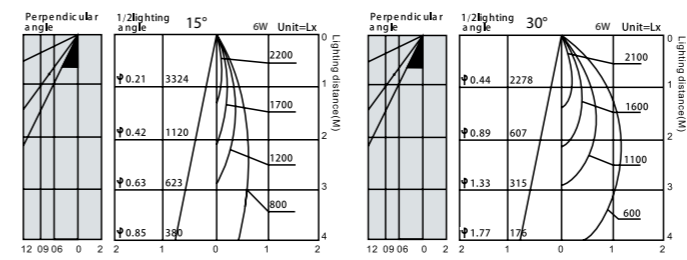
- CRI>90
- UGR <16
- No flickering
- 3000K
- 4000K
- 15°
- 30°
- 45°
- WH
- BL*
- IP20
- 45PCS




PRODUCT DATA 产品参数

Model 型号	Light Source 光源	Power/CCT 功率 / 色温	Light Output 光通量	Light Efficiency 光效率	Size(WxH) 尺寸	Cutout 开孔尺寸
IG-TH106006	COB	6W/3000K	≥275 lm	≥55 lm/W	Φ66x68mm	Φ60mm

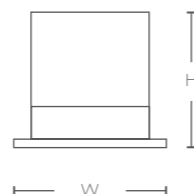

PHOTOMETRIC 配光参数



Accurate light distribution and control



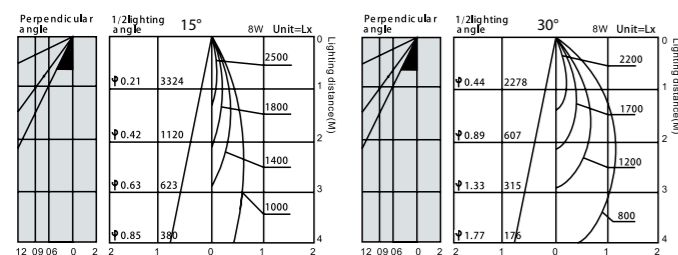
15° 30°




PRODUCT DATA 产品参数

Model 型号	Light Source 光源	Power/CCT 功率 / 色温	Light Output 光通量	Light Efficiency 光效率	Size(WxH) 尺寸	Cutout 开孔尺寸
IG-TH107508	COB	8W/3000K	≥440 lm	≥55 lm/W	Φ85x81mm	Φ75mm
IG-TH107512	COB	*12W/3000K	≥660 lm	≥55 lm/W	Φ85x81mm	Φ75mm

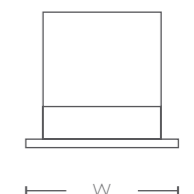

PHOTOMETRIC 配光参数



Accurate light distribution and control



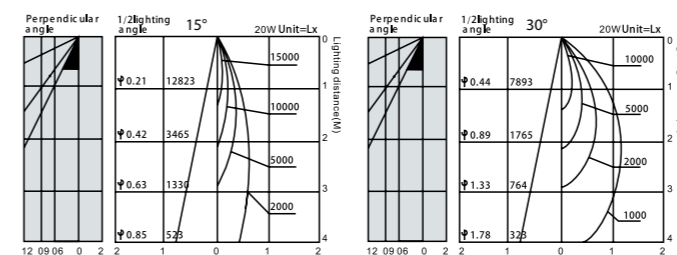
15° 30°




PRODUCT DATA 产品参数

Model 型号	Light Source 光源	Power/CCT 功率 / 色温	Light Output 光通量	Light Efficiency 光效率	Size(WxH) 尺寸	Cutout 开孔尺寸
IG-TH109520	COB	20W/3000K	≥1200 lm	≥60 lm/W	Φ104x106mm	Φ95mm
IG-TH109525	COB	*25W/3000K	≥1500 lm	≥60 lm/W	Φ104x106mm	Φ95mm

PHOTOMETRIC 配光参数

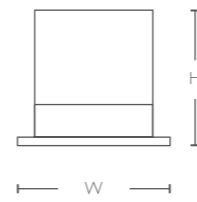



Accurate light distribution and control



15° 30°

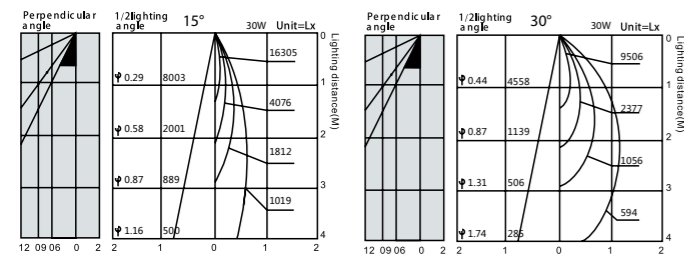





PRODUCT DATA 产品参数

Model 型号	Light Source 光源	Power/CCT 功率 / 色温	Light Output 光通量	Light Efficiency 光效率	Size(WxH) 尺寸	Cutout 开孔尺寸
IG-TH112530	COB	30W/3000K	≥1800 lm	≥60 lm/W	Φ130x135mm	Φ125mm
IG-TH112535	COB	35W/3000K	≥1800 lm	≥50 lm/W	Φ130x135mm	Φ125mm

PHOTOMETRIC 配光参数




Accurate light distribution and control





15° 30°





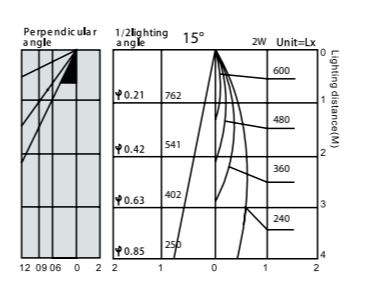
- CRI>85
- UGR <19
- No flickering
- 3000K
- 4000K
- 15°
- 30°
- 45°
- VH
- IP20




PRODUCT DATA 产品参数

Model 型号	Light Source 光源	Power/CCT 功率 / 色温	Light Output 光通量	Light Efficiency 光效率	Size(WxH) 尺寸	Cutout 开孔尺寸	Amount/Box 装箱数量
IG-GSA40030 ①	SMD	2Wx15/3000K	≥1800 lm	≥60 lm/W	413x45x49mm	405x37mm	15PCS
IG-GSA13710 ②	SMD	2Wx5/3000K	≥600 lm	≥60 lm/W	147x45x49mm	140x37mm	40PCS
IG-GSA06504 ③	SMD	2Wx2/3000K	≥240 lm	≥60 lm/W	75x45x49mm	68x37mm	60PCS
IG-GSA04502 ④	SMD	2W/3000K	≥120 lm	≥60 lm/W	45x45x49mm	37x37mm	100PCS

PHOTOMETRIC 配光参数

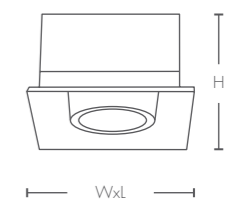


Accurate light distribution and control





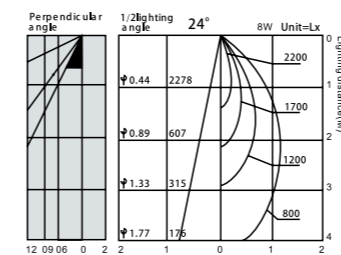
- CRI>90
- UGR <19
- No flickering
- 3000K
- 4000K
- 15°
- 24°
- 36°
- BL
- IP20
- 18PCS




PRODUCT DATA 产品参数

Model 型号	Light Source 光源	Power/CCT 功率 / 色温	Light Output 光通量	Light Efficiency 光效率	Size(WxLxH) 尺寸	Cutout 开孔尺寸
IG-GS109608 01	COB	8W/3000K	≥520 lm	≥65 lm/W	96x96x103mm	96x96mm
IG-GS109612 01	COB	12W/3000K	≥780 lm	≥65 lm/W	96x96x103mm	96x96mm

PHOTOMETRIC 配光参数

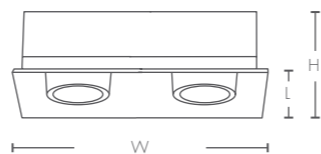


Accurate light distribution and control



15°

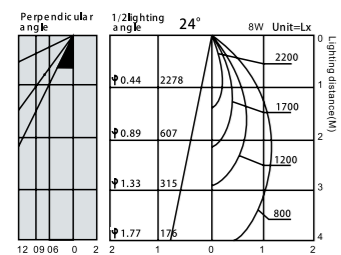
24°




PRODUCT DATA 产品参数

Model 型号	Light Source 光源	Power/CCT 功率 / 色温	Light Output 光通量	Light Efficiency 光效率	Size(WxLxH) 尺寸	Cutout 开孔尺寸
IG-GS109616 02	COB	8Wx2/3000K	≥1040 lm	≥65 lm/W	195x96x103mm	195x96mm
IG-GS109624 02	COB	12Wx2/3000K	≥1560 lm	≥65 lm/W	195x96x103mm	195x96mm

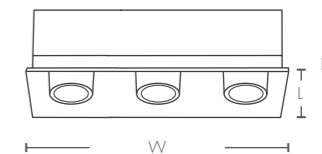
PHOTOMETRIC 配光参数



Accurate light distribution and control



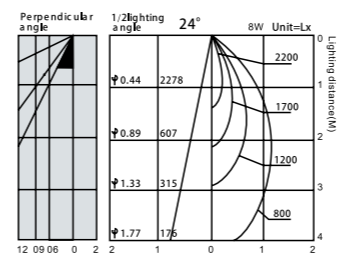
15° 24°




PRODUCT DATA 产品参数

Model 型号	Light Source 光源	Power/CCT 功率 / 色温	Light Output 光通量	Light Efficiency 光效率	Size(WxLxH) 尺寸	Cutout 开孔尺寸
IG-GS009624 03	COB	8Wx3/3000K	≥1560 lm	≥65 lm/W	276x96x103mm	276x96mm
IG-GS009636 03	COB	12Wx3/3000K	≥2340 lm	≥65 lm/W	276x96x103mm	276x96mm

PHOTOMETRIC 配光参数



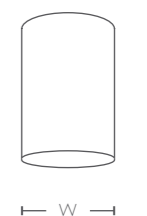
Accurate light distribution and control



15° 24°



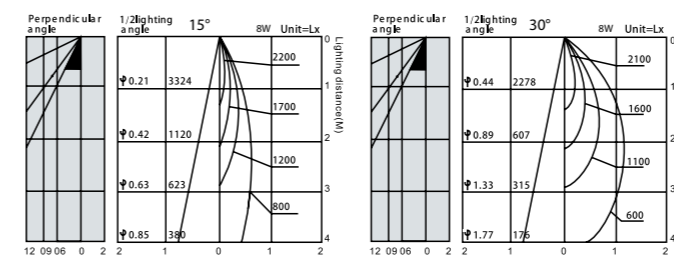
- CRI>90
- UGR <16
- No flickering
- 3000K
- 4000K
- 15°
- 30°
- 45°
- WH
- BL*
- IP20
- 60PCS




PRODUCT DATA 产品参数

Model 型号	Light Source 光源	Power/CCT 功率 / 色温	Light Output 光通量	Light Efficiency 光效率	Size(WxH) 尺寸	Installation 安装方式
IG-MS106508 01	COB	8W/3000K	≥480 lm	≥60 lm/W	Φ65x90mm	吸顶式

PHOTOMETRIC 配光参数

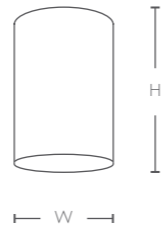


Accurate light distribution and control



15°

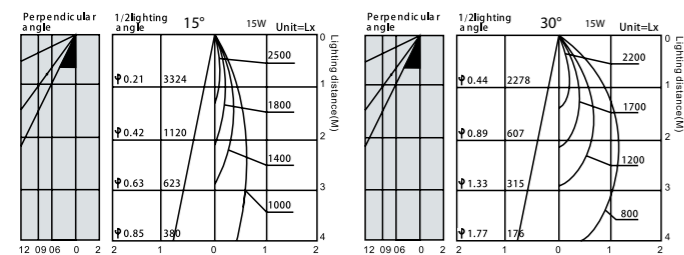
30°




PRODUCT DATA 产品参数

Model 型号	Light Source 光源	Power/CCT 功率 / 色温	Light Output 光通量	Light Efficiency 光效率	Size(WxH) 尺寸	Installation 安装方式
IG-MS109115 01	COB	15W/3000K	≥900 lm	≥60 lm/W	Φ91x120mm	吸顶式

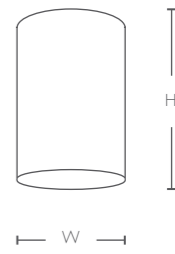
PHOTOMETRIC 配光参数



Accurate light distribution and control



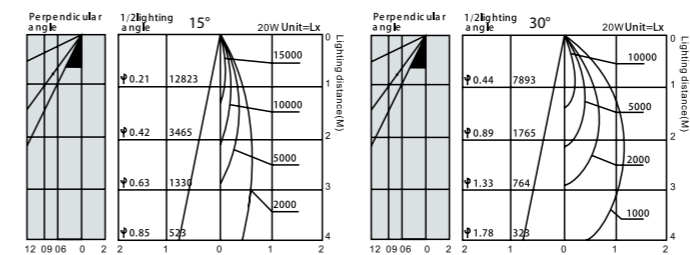
15° 30°




PRODUCT DATA 产品参数

Model 型号	Light Source 光源	Power/CCT 功率 / 色温	Light Output 光通量	Light Efficiency 光效率	Size(WxH) 尺寸	Installation 安装方式
IG-MS111520 01	COB	20W/3000K	≥1200 lm	≥60 lm/W	Φ115x150mm	吸顶式

PHOTOMETRIC 配光参数



Accurate light distribution and control




15° 30°



PRODUCT DATA 产品参数


Model 型号	Light Source 光源	Power/CCT 功率 / 色温	Light Output 光通量	Light Efficiency 光效率	Size(WxH) 尺寸	Cutout 开孔尺寸
IG-TD107507 02	SMD	7W/6500K	≥560 lm	≥80 lm/W	Φ90x58mm	Φ75mm






PRODUCT DATA 产品参数

Model 型号	Light Source 光源	Power/CCT 功率 / 色温	Light Output 光通量	Light Efficiency 光效率	Size(WxH) 尺寸	Cutout 开孔尺寸
IG-TD109512 03	SMD	12W/3000K	≥960 lm	≥80 lm/W	Φ102x68mm	Φ95mm



PRODUCT DATA 产品参数


Model 型号	Light Source 光源	Power/CCT 功率 / 色温	Light Output 光通量	Light Efficiency 光效率	Size(WxH) 尺寸	Cutout 开孔尺寸
IG-TD112518 04	SMD	18W/3000K	≥1170 lm	≥65 lm/W	Φ140x68mm	Φ125mm






PRODUCT DATA 产品参数

Model 型号	Light Source 光源	Power/CCT 功率 / 色温	Light Output 光通量	Light Efficiency 光效率	Size(WxH) 尺寸	Cutout 开孔尺寸
IG-TD115025 05	SMD	25W/3000K	≥2000 lm	≥80 lm/W	Φ180x90mm	Φ150mm




PRODUCT DATA 产品参数

Model 型号	Light Source 光源	Power/CCT 功率 / 色温	Light Output 光通量	Light Efficiency 光效率	Size(WxH) 尺寸	Cutout 开孔尺寸
IG-TD120535 08	SMD	35W/3000K	≥2800 lm	≥80 lm/W	Φ230x120mm	Φ205mm


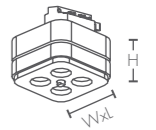





Model 型号: IG-TH105003 01
Light Source 光源: OSRAM
Power 功率: 3W
Angle 角度: 15°/20°/25°/30°/38°/45°
Light Output 光通量: 150 lm
Size(WxH) 尺寸: Φ55x76mm
Cutout 开孔尺寸: Φ50mm



Model 型号: IG-DG108012 01
Light Source 光源: OSRAM
Power 功率: 3Wx4
Angle 角度: 20°-45°
Light Output 光通量: 500 lm
Size(WxLxH) 尺寸: 80x80x70mm



Model 型号: IG-TH108005 02
Light Source 光源: CREE 1304
Power 功率: 5W
Angle 角度: 15°/24°/36°
Light Output 光通量: 400 lm
Size(WxLxH) 尺寸: Φ90x109mm
Cutout 开孔尺寸: Φ80mm



Model 型号: IG-TH109508 03
Light Source 光源: CREE 1304
Power 功率: 8W
Angle 角度: 13°/25°/38°
Light Output 光通量: 600 lm
Size(WxLxH) 尺寸: Φ100x115.5mm
Cutout 开孔尺寸: Φ95mm





市场应用:

店铺、星级酒店、高端别墅、会所、民宿、超市、商业综合体、展览及博物馆等

Applications:

Shops, star hotels, high-end villas, clubs, lodging houses, supermarkets, commercial complexes, exhibitions and museums, etc.

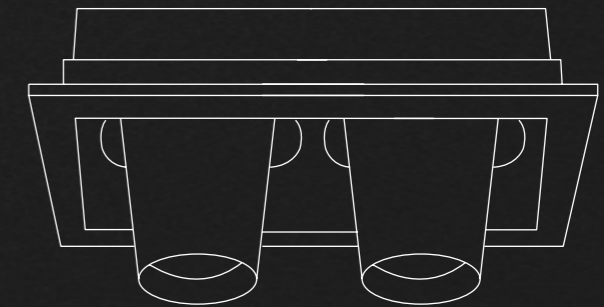
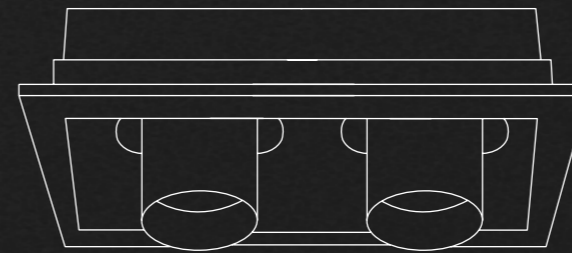
产品特性描述:

1. 国际进口品牌光源, CRI > 80/90, 光效高、性能稳定, 光色一致性高;
2. 国标铝材灯体和冷锻散热器, 确保灯具良好外观成型及充分的散热;
3. 优异配光设计并使用国内著名反射器, 光晕自然舒适, 光形好, 峰值光强度高;
4. 内置隔离恒流驱动, 外观简洁、质量稳定;
5. 产品深防眩设计, 防眩角大于 35 度;
6. 系列化产品, 款款经典, 可满足不同场合使用要求;
7. 整灯寿命长达 30000 小时。

Product Features:

1. The international import brand light source, CRI > 80/90, has high luminous efficiency, stable performance and high consistency of light and color.
2. High quality aluminum heat sink to ensure ingenious shape and increase heat dissipation space.
3. Excellent precision optical design with high quality reflector, to realise a clear light shape and high peak intensity.
4. High quality isolated constant current driver. Dimming, intelligent control functions for option.
5. Deep anti glare design, anti glare angle greater than 35 degrees.
6. Serialized products, classic design, fit for different applications.
7. Lifespan up to 30,000 hours.

白金 PT



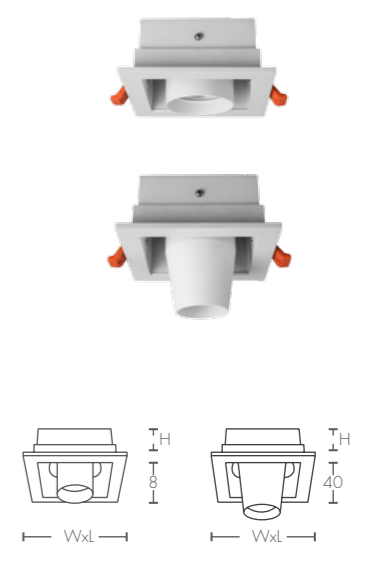
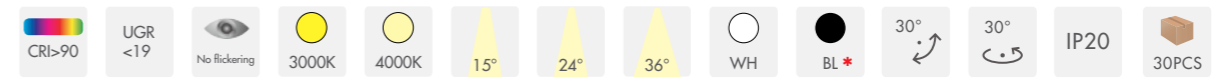
嵌入式射灯

Recessed spotlight



8W/12W

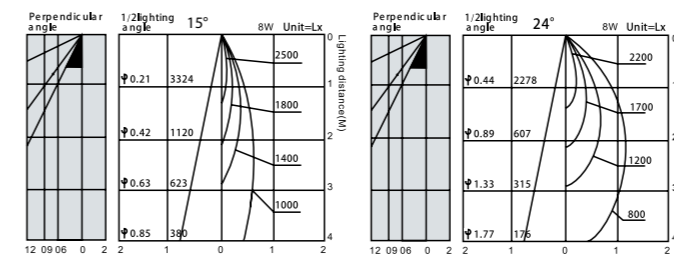
8Wx2/12Wx2



PRODUCT DATA 产品参数

Model 型号	Light Source 光源	Power/CCT 功率 / 色温	Light Output 光通量	Light Efficiency 光效率	Size(WxLxH) 尺寸	Cutout 开孔尺寸	Remarks 备注
IG-GS009408 01	COB	8W/3000K	≥520 lm	≥65 lm/W	110x110x65mm	95x95mm	直短筒
IG-GS009412 01	COB	*12W/3000K	≥780 lm	≥65 lm/W	110x110x65mm	95x95mm	直短筒

PHOTOMETRIC 配光参数



OPTIONAL 可选配件

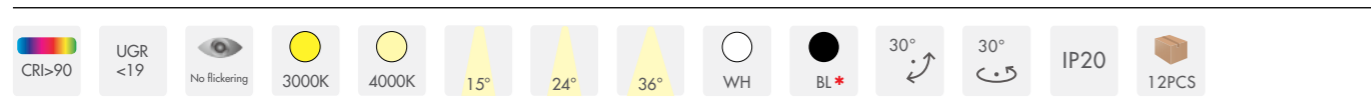


Accurate light distribution and control



15°

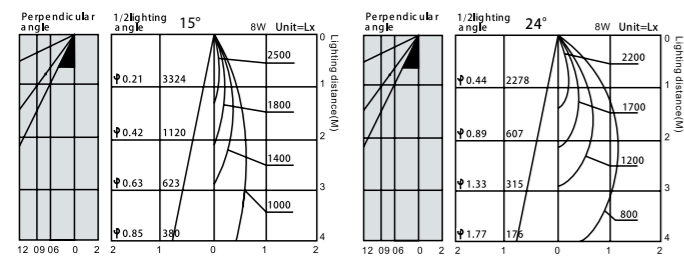
24°




PRODUCT DATA 产品参数

Model 型号	Light Source 光源	Power/CCT 功率 / 色温	Light Output 光通量	Light Efficiency 光效率	Size(WxLxH) 尺寸	Cutout 开孔尺寸	Remarks 备注
IG-DS009416 01	COB	8Wx2/3000K	≥2x520 lm	≥65 lm/W	200x110x65mm	185x95mm	直短筒
IG-DS009424 01	COB	* 12Wx2/3000K	≥2x780 lm	≥65 lm/W	200x110x65mm	185x95mm	直短筒


PHOTOMETRIC 配光参数



OPTIONAL 可选配件



Accurate light distribution and control



15° 24°





市场应用:

店铺、星级酒店、高端别墅、会所、民宿、超市、商业综合体、展览及博物馆等

Applications:

Shops, star hotels, high-end villas, clubs, lodging houses, supermarkets, commercial complexes, exhibitions and museums, etc.

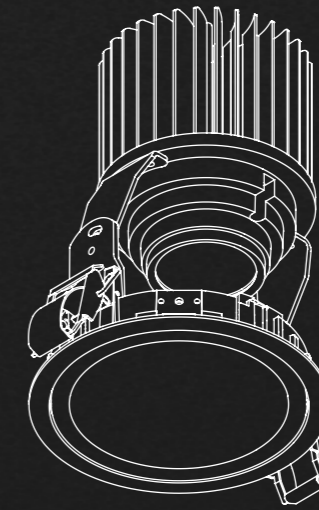
产品特性描述:

1. 国际进口品牌光源, CRI > 80/90, 光效高、性能稳定, 光色一致性高;
2. 国标铝材灯体和冷银散热器, 确保灯具良好外观成型及充分的散热;
3. 优异配光设计并使用国内著名反射器, 光晕自然舒适, 光形好, 峰值光强度高;
4. 内置隔离恒流驱动, 外观简洁、质量稳定;
5. 产品深防眩设计, 防眩角大于 35 度;
6. 系列化产品, 款款经典, 可满足不同场合使用要求;
7. 整灯寿命长达 30000 小时。

Product Features:

1. The international import brand light source, CRI > 80/90, has high luminous efficiency, stable performance and high consistency of light and color.
2. High quality aluminum heat sink to ensure ingenious shape and increase heat dissipation space.
3. Excellent precision optical design with high quality reflector, to realise a clear light shape and high peak intensity.
4. High quality isolated constant current driver. Dimming, intelligent control functions for option.
5. Deep anti glare design, anti glare angle greater than 35 degrees.
6. Serialized products, classic design, fit for different applications.
7. Lifespan up to 30,000 hours.

华宇 UNIVERSE




洗墙灯 Wallwasher

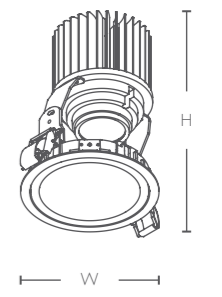


30W/35W

40W/45W



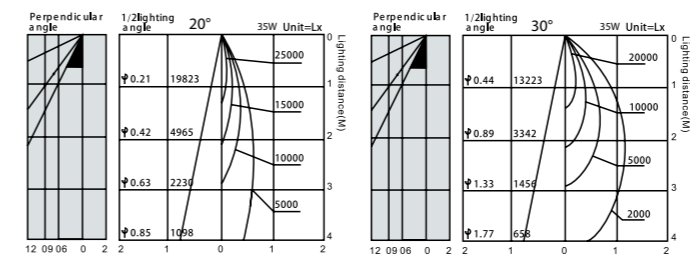
- CRI>90
- UGR <16
- No flickering
- 3000K
- 4000K
- 20°
- 30°
- 45°*
- WH
- 30°
- 350°
- IP20
- 6PCS




PRODUCT DATA 产品参数

Model 型号	Light Source 光源	Power/CCT 功率 / 色温	Light Output 光通量	Light Efficiency 光效率	Size(WxH) 尺寸	Cutout 开孔尺寸
IG-XQ012030 01	COB	30W/3000K	≥1500 lm	≥50 lm/W	Φ134x178mm	Φ120mm
IG-XQ012035 01	COB	35W/3000K	≥1750 lm	≥50 lm/W	Φ134x178mm	Φ120mm

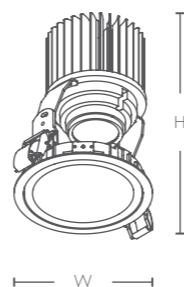

PHOTOMETRIC 配光参数



Accurate light distribution and control



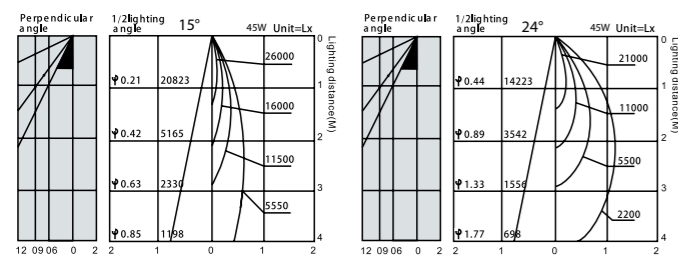
20° 30°




PRODUCT DATA 产品参数

Model 型号	Light Source 光源	Power/CCT 功率 / 色温	Light Output 光通量	Light Efficiency 光效率	Size(WxH) 尺寸	Cutout 开孔尺寸
IG-XQ015040 02	COB	40W/3000K	≥2000 lm	≥50 lm/W	Φ160x200mm	Φ150mm
IG-XQ015045 02	COB	45W/3000K	≥2250 lm	≥50 lm/W	Φ160x200mm	Φ150mm

PHOTOMETRIC 配光参数



Accurate light distribution and control



15° 24°





市场应用:

店铺、星级酒店、高端别墅、会所、民宿、超市、商业综合体、展览及博物馆等

Applications:

Shops, star hotels, high-end villas, clubs, lodging houses, supermarkets, commercial complexes, exhibitions and museums, etc.

产品特性描述:

1. 国际进口品牌光源, CRI > 80/90, 光效高、性能稳定, 光色一致性高;
2. 国标铝材灯体和冷铜散热器, 确保灯具良好外观成型及充分的散热;
3. 优异配光设计并使用国内著名反射器, 光晕自然舒适, 光形好, 峰值光强度高;
4. 内置隔离恒流驱动, 外观简洁、质量稳定;
5. 产品深防眩设计, 防眩角大于 35 度;
6. 系列化产品, 款款经典, 可满足不同场合使用要求;
7. 整灯寿命长达 30000 小时。

Product Features:

1. The international import brand light source, CRI > 80/90, has high luminous efficiency, stable performance and high consistency of light and color.
2. High quality aluminum heat sink to ensure ingenious shape and increase heat dissipation space.
3. Excellent precision optical design with high quality reflector, to realise a clear light shape and high peak intensity.
4. High quality isolated constant current driver. Dimming, intelligent control functions for option.
5. Deep anti glare design, anti glare angle greater than 35 degrees.
6. Serialized products, classic design, fit for different applications.
7. Lifespan up to 30,000 hours.

微光 MINI

天花灯

Ceiling spotlight



3W

3W

3W

3W

3W

3W

1W



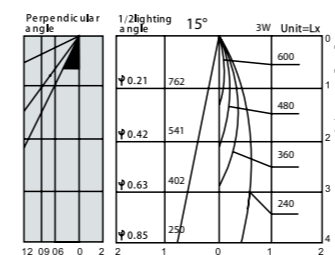
- CRI>85
- UGR <19
- No flickering
- 2700K
- 3000K
- 4000K
- 15°
- 24°
- WH
- BL
- IP20
- 80PCS




PRODUCT DATA 产品参数

Model 型号	Light Source 光源	Power/CCT 功率 / 色温	Light Output 光通量	Light Efficiency 光效率	Size(WxH) 尺寸	Cutout 开孔尺寸
IG-TH103503 01	SMD	3W/3000K	≥135 lm	≥45 lm/W	Φ40x28mm	Φ35mm

PHOTOMETRIC 配光参数




Accurate light distribution and control



15°

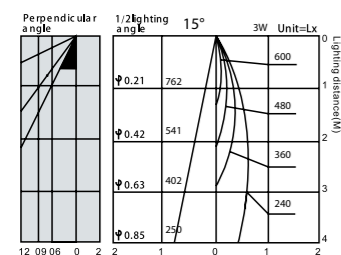
24°




PRODUCT DATA 产品参数

Model 型号	Light Source 光源	Power/CCT 功率 / 色温	Light Output 光通量	Light Efficiency 光效率	Size(WxH) 尺寸	Cutout 开孔尺寸
IG-TH104003 02	SMD	3W/3000K	≥160 lm	≥53 lm/W	Φ45x46mm	Φ40mm

PHOTOMETRIC 配光参数



Accurate light distribution and control



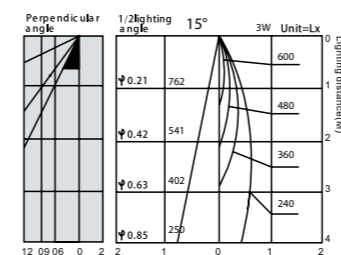
15° 24°




PRODUCT DATA 产品参数

Model 型号	Light Source 光源	Power/CCT 功率 / 色温	Light Output 光通量	Light Efficiency 光效率	Size(WxH) 尺寸	Cutout 开孔尺寸
IG-TH104003 03	SMD	3W/3000K	≥90 lm	≥30 lm/W	Φ45x46mm	Φ40mm

PHOTOMETRIC 配光参数



Accurate light distribution and control



15° 24°



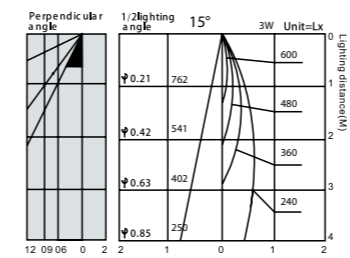
- CRI>85
- UGR <19
- No flickering
- 2700K
- 3000K
- 4000K
- 15°
- 24°
- WH
- BL
- IP20
- 50PCS




PRODUCT DATA 产品参数

Model 型号	Light Source 光源	Power/CCT 功率 / 色温	Light Output 光通量	Light Efficiency 光效率	Size(WxH) 尺寸	Cutout 开孔尺寸
IG-TH104003 04	SMD	3W/3000K	≥135 lm	≥45 lm/W	Φ44x49mm	Φ40mm

PHOTOMETRIC 配光参数



Accurate light distribution and control



15°

24°



CRI>80
 3000K
 4000K
 6000K
 IP20

Model 型号: IG-TH103003 05
Light Source 光源: OSRAM
Power 功率: 3W
Angle 角度: 15°/20°/25°/30°/38°/45°
Light Output 光通量: 140-150 lm
Size(WxH) 尺寸: Φ 35x43mm
Cutout 开孔尺寸: Φ 30mm



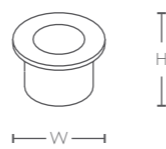
CRI>80
 3000K
 4000K
 6000K
 IP20

Model 型号: IG-TH103003 06
Light Source 光源: OSRAM
Power 功率: 3W
Angle 角度: 15°/20°/25°/30°/38°/45°
Light Output 光通量: 140-150 lm
Size(WxH) 尺寸: Φ 35x33mm
Cutout 开孔尺寸: Φ 30mm



CRI>80
 3000K
 4000K
 6000K
 IP20

Model 型号: IG-TH103001 07
Light Source 光源: OSRAM
Power 功率: 1W
Angle 角度: 15°/20°/25°/30°/38°/45°
Light Output 光通量: 90-95 lm
Size(WxH) 尺寸: Φ 35x22mm
Cutout 开孔尺寸: Φ 30mm





市场应用:

店铺、星级酒店、高端别墅、会所、民宿、超市、商业综合体、展览及博物馆等

Applications:

Shops, star hotels, high-end villas, clubs, lodging houses, supermarkets, commercial complexes, exhibitions and museums, etc.

产品特性描述:

1. 此系列产品有多种安装方式，可满足不同照明场所施工要求；
2. 产品简约，小巧精致，灯体长度最短可控制在 70mm 以内（内置驱动）；
3. 超高导热精密铝材散热，保证产品的使用寿命；
4. 产品运用深藏防眩设计，防眩角大于 45 度，只见光不见灯；
5. 灯头可垂直 90 度与水平 355 度任意调节，满足不同位置的照明需求；
6. 产品有多种光斑角度选择，如圆形光斑，矩形光斑；
7. 产品中心光强度高，光斑均匀，副光斑弱，且不明显。


Product Features:

1. This series of products has various installation methods to meet the construction requirements of different lighting places.
2. The product is compact, compact and exquisite. The shortest length of the lamp body can be controlled within 70mm (built-in drive).
3. High heat conduction precision aluminum heat dissipation, ensure product life.
4. The product is designed with a deep anti glare design, and the glare angle is greater than 45 degrees.
5. The lamp holder can be adjusted at 90 degrees and 355 degrees horizontally to meet the lighting needs of different locations.
6. The product has many kinds of spot angle selection, such as circular spot and rectangle spot.
7. The product center has high light intensity, uniform spot and weak spot.

劳特 ROUT

尺寸 size:
Φ25mm

Page. 089



3W

3W

3W

3W

尺寸 size:
Φ85mm

Page. 119



30W/35W

尺寸 size:
Φ45mm

Page. 095



6W

6W

6W

6W

6W

尺寸 size:
Φ60mm

Page. 103



8W/12W

8W/12W

8W/12W

8W/12W

8W/12W

尺寸 size:
Φ73mm

Page. 111



20W/25W

20W/25W

20W/25W

20W/25W

20W/25W

SIZE: Φ 25mm



市场应用:

店铺、星级酒店、高端别墅、会所、民宿、超市、商业综合体、展览及博物馆等

Applications:

Shops, star hotels, high-end villas, clubs, lodging houses, supermarkets, commercial complexes, exhibitions and museums, etc.

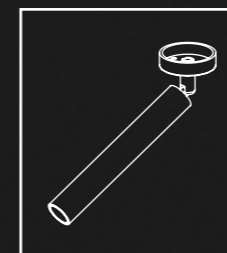
产品特性描述:

1. 此系列产品有多种安装方式, 可满足不同照明场所施工要求;
2. 产品简约, 小巧精致, 灯体长度最短可控制在 70mm 以内 (内置驱动);
3. 超高导热精密铝材散热, 保证产品的使用寿命;
4. 产品运用深藏防眩设计, 防眩角大于 45 度, 只见光不见灯;
5. 灯头可垂直 90 度与水平 355 度任意调节, 满足不同位置的照明需求;
6. 产品有多种光斑角度选择, 如圆形光斑, 矩形光斑;
7. 产品中心光强度高, 光斑均匀, 副光斑弱, 且不明显。

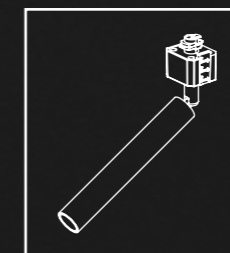
Product Features:

1. This series of products has various installation methods to meet the construction requirements of different lighting places.
2. The product is compact, compact and exquisite. The shortest length of the lamp body can be controlled within 70mm (built-in drive).
3. High heat conduction precision aluminum heat dissipation, ensure product life.
4. The product is designed with a deep anti glare design, and the glare angle is greater than 45 degrees.
5. The lamp holder can be adjusted at 90 degrees and 355 degrees horizontally to meet the lighting needs of different locations.
6. The product has many kinds of spot angle selection, such as circular spot and rectangle spot.
7. The product center has high light intensity, uniform spot and weak spot.

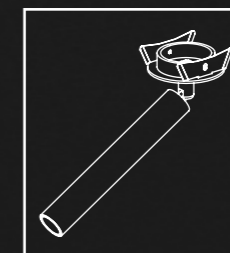
吸顶式



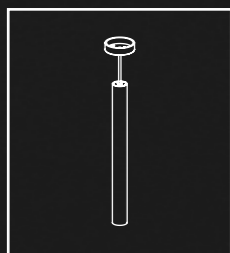

导轨式

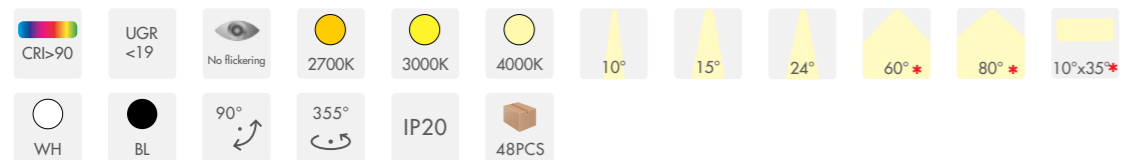


嵌入式



吊线式





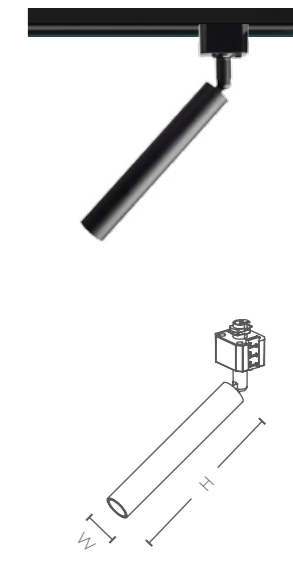
PRODUCT DATA 产品参数

Model 型号	Light Source 光源	Power/CCT 功率 / 色温	Light Output 光通量	Light Efficiency 光效率	Candela/Angle 中心光强 / 角度	Size(WxH) 尺寸	Installation 安装方式
IG-MS502503 04	SMD	3W/3000K	≥100 lm	≥33 lm/W	2000 cd/10°	Φ25x70mm	吸顶式

Accurate light distribution and control




15° 24°



PRODUCT DATA 产品参数

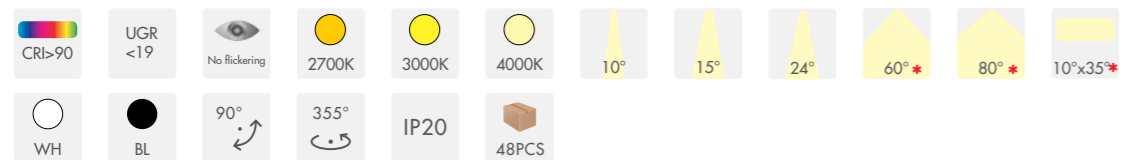
Model 型号	Light Source 光源	Power/CCT 功率 / 色温	Light Output 光通量	Light Efficiency 光效率	Candela/Angle 中心光强 / 角度	Size(WxH) 尺寸	Installation 安装方式
IG-DG502503 01	SMD	3W/3000K	≥100 lm	≥33 lm/W	2000 cd/10°	Φ25x70mm	2线 / 3线

Accurate light distribution and control



15° 24°






PRODUCT DATA 产品参数

Model 型号	Light Source 光源	Power/CCT 功率 / 色温	Light Output 光通量	Light Efficiency 光效率	Candela/Angle 中心光强 / 角度	Size(WxH) 尺寸	Cutout 开孔尺寸
IG-TH502503 03	SMD	3W/3000K	≥100 lm	≥33 lm/W	2000 cd/10°	Φ25x70mm	Φ55mm

Accurate light distribution and control




15° 24°



PRODUCT DATA 产品参数

Model 型号	Light Source 光源	Power/CCT 功率 / 色温	Light Output 光通量	Light Efficiency 光效率	Candela/Angle 中心光强 / 角度	Size(WxH) 尺寸	Installation 安装方式
IG-MS502503 05	SMD	3W/3000K	≥100 lm	≥33 lm/W	2000 cd/10°	Φ25x250mm	吊线式

Accurate light distribution and control



15° 24°



SIZE: Φ 45mm



市场应用:

店铺、星级酒店、高端别墅、会所、民宿、超市、商业综合体、展览及博物馆等

Applications:

Shops, star hotels, high-end villas, clubs, lodging houses, supermarkets, commercial complexes, exhibitions and museums, etc.

产品特性描述:

1. 此系列产品有多种安装方式, 可满足不同照明场所施工要求;
2. 产品简约, 小巧精致, 灯体长度最短可控制在 70mm 以内 (内置驱动);
3. 超高导热精密铝材散热, 保证产品的使用寿命;
4. 产品运用深藏防眩设计, 防眩角大于 45 度, 只见光不见灯;
5. 灯头可垂直 90 度与水平 355 度任意调节, 满足不同位置的照明需求;
6. 产品有多种光斑角度选择, 如圆形光斑, 矩形光斑;
7. 产品中心光强度高, 光斑均匀, 副光斑弱, 且不明显。

Product Features:

1. This series of products has various installation methods to meet the construction requirements of different lighting places.
2. The product is compact, compact and exquisite. The shortest length of the lamp body can be controlled within 70mm (built-in drive).
3. High heat conduction precision aluminum heat dissipation, ensure product life.
4. The product is designed with a deep anti glare design, and the glare angle is greater than 45 degrees.
5. The lamp holder can be adjusted at 90 degrees and 355 degrees horizontally to meet the lighting needs of different locations.
6. The product has many kinds of spot angle selection, such as circular spot and rectangle spot.
7. The product center has high light intensity, uniform spot and weak spot.



吸顶式



导轨式



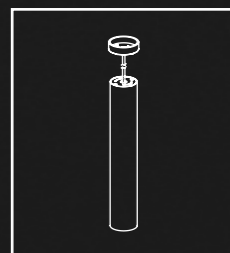
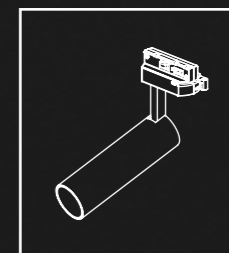
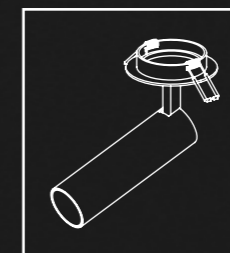
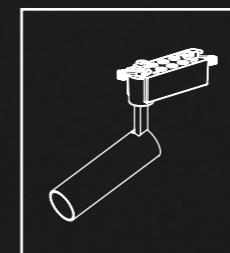
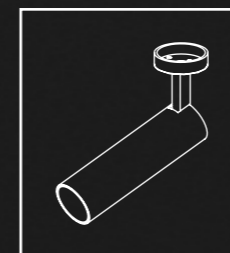
嵌入式



一体式



吊线式





PRODUCT DATA 产品参数


Model 型号	Light Source 光源	Power/CCT 功率 / 色温	Light Output 光通量	Light Efficiency 光效率	Candela/Angle 中心光强 / 角度	Size(WxH) 尺寸	Installation 安装方式
IG-MS504506 04	COB	6W/3000K	≥280 lm	≥47 lm/W	2760 cd/15°	Φ45x150mm	吸顶式

OPTIONAL 可选配件




防眩蜂窝网片

Accurate light distribution and control



15°

24°



PRODUCT DATA 产品参数


Model 型号	Light Source 光源	Power/CCT 功率 / 色温	Light Output 光通量	Light Efficiency 光效率	Candela/Angle 中心光强 / 角度	Size(WxH) 尺寸	Installation 安装方式
IG-DG504506 02	COB	6W/3000K	≥280 lm	≥47 lm/W	2760 cd/15°	Φ45x150mm	2线 / 3线 / 4线

OPTIONAL 可选配件



防眩蜂窝网片

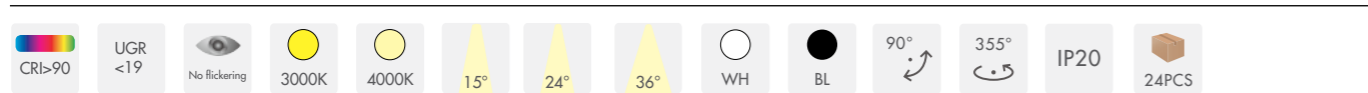
Accurate light distribution and control



15°

24°





PRODUCT DATA 产品参数


Model 型号	Light Source 光源	Power/CCT 功率 / 色温	Light Output 光通量	Light Efficiency 光效率	Candela/Angle 中心光强 / 角度	Size(WxH) 尺寸	Cutout 开孔尺寸
IG-TH504506 03	COB	6W/3000K	≥280 lm	≥47 lm/W	2760 cd/15°	Φ45x150mm	Φ75mm

OPTIONAL 可选配件



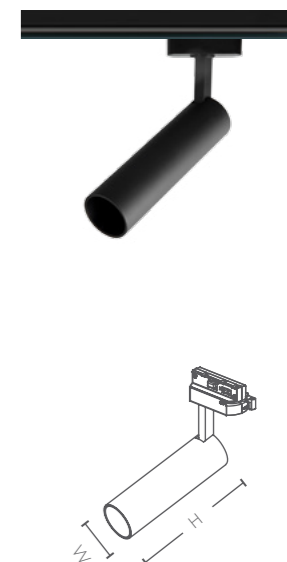
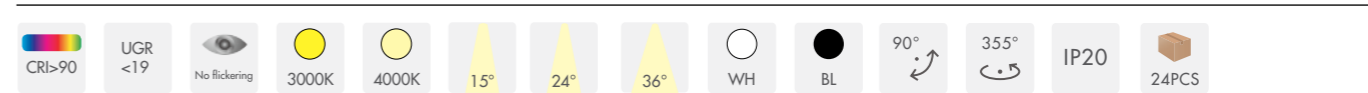
防眩蜂窝网片

Accurate light distribution and control



15°

24°




Model 型号	Light Source 光源	Power/CCT 功率 / 色温	Light Output 光通量	Light Efficiency 光效率	Candela/Angle 中心光强 / 角度	Size(WxH) 尺寸	Installation 安装方式
IG-DG504506 01	COB	6W/3000K	≥280 lm	≥47 lm/W	2760 cd/15°	Φ45x150mm	2线 / 3线 / 4线

OPTIONAL 可选配件



防眩蜂窝网片

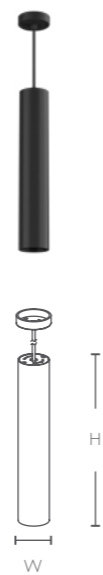
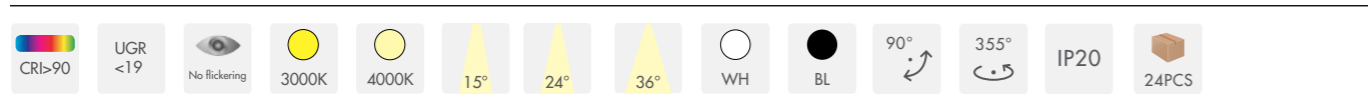
Accurate light distribution and control



15°

24°





PRODUCT DATA 产品参数


Model 型号	Light Source 光源	Power/CCT 功率 / 色温	Light Output 光通量	Light Efficiency 光效率	Candela/Angle 中心光强 / 角度	Size(WxH) 尺寸	Installation 安装方式
IG-MS504506 05	COB	6W/3000K	≥280 lm	≥47 lm/W	2760 cd/15°	φ45x250mm	吊线式

OPTIONAL 可选配件




防眩蜂窝网片

Accurate light distribution and control



15°

24°



SIZE: Φ 60mm



市场应用:

店铺、星级酒店、高端别墅、会所、民宿、超市、商业综合体、展览及博物馆等

Applications:

Shops, star hotels, high-end villas, clubs, lodging houses, supermarkets, commercial complexes, exhibitions and museums, etc.

产品特性描述:

1. 此系列产品有多种安装方式, 可满足不同照明场所施工要求;
2. 产品简约, 小巧精致, 灯体长度最短可控制在 70mm 以内 (内置驱动);
3. 超高导热精密铝材散热, 保证产品的使用寿命;
4. 产品运用深藏防眩设计, 防眩角大于 45 度, 只见光不见灯;
5. 灯头可垂直 90 度与水平 355 度任意调节, 满足不同位置的照明需求;
6. 产品有多种光斑角度选择, 如圆形光斑, 矩形光斑;
7. 产品中心光强度高, 光斑均匀, 副光斑弱, 且不明显。

Product Features:

1. This series of products has various installation methods to meet the construction requirements of different lighting places.
2. The product is compact, compact and exquisite. The shortest length of the lamp body can be controlled within 70mm (built-in drive).
3. High heat conduction precision aluminum heat dissipation, ensure product life.
4. The product is designed with a deep anti glare design, and the glare angle is greater than 45 degrees.
5. The lamp holder can be adjusted at 90 degrees and 355 degrees horizontally to meet the lighting needs of different locations.
6. The product has many kinds of spot angle selection, such as circular spot and rectangle spot.
7. The product center has high light intensity, uniform spot and weak spot.



吸顶式



导轨式



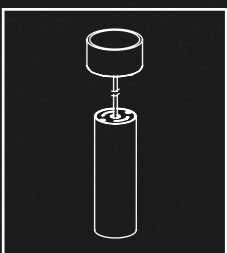
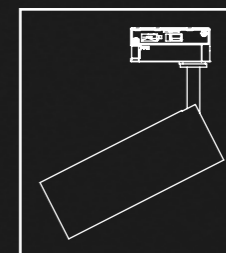
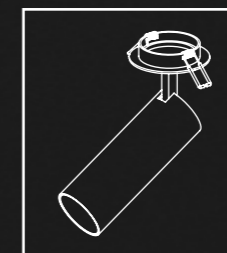
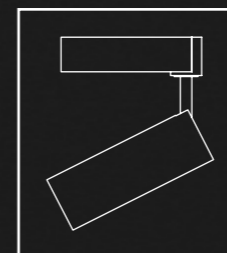
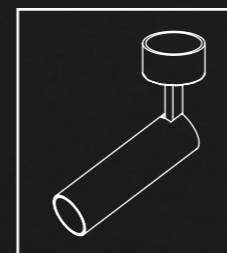
嵌入式




一体式



吊线式

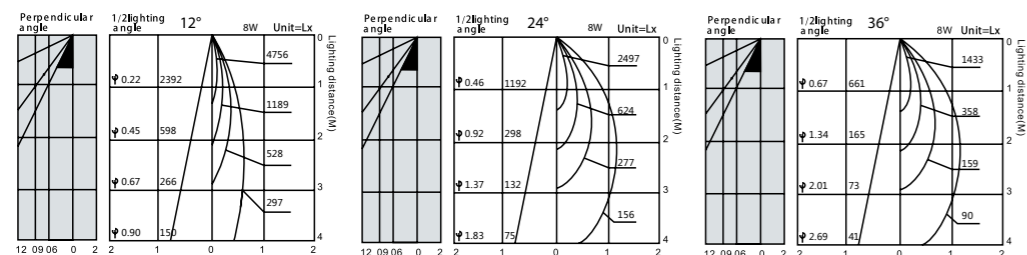




PRODUCT DATA 产品参数

Model 型号	Light Source 光源	Power/CCT 功率/色温	Light Output 光通量	Light Efficiency 光效率	Size(WxH) 尺寸	Installation 安装方式
IG-MS506008 04	COB	8W/3000K	≥520 lm	≥65 lm/W	φ60x165mm	吸顶式
IG-MS506012 04	COB	12W/3000K	≥780 lm	≥65 lm/W	φ60x165mm	吸顶式

PHOTOMETRIC 配光参数




OPTIONAL 可选配件

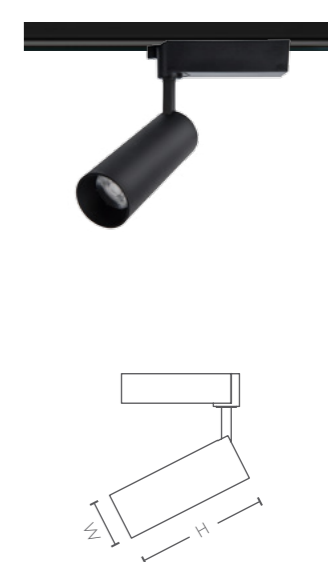


防眩蜂窝网片

Accurate light distribution and control



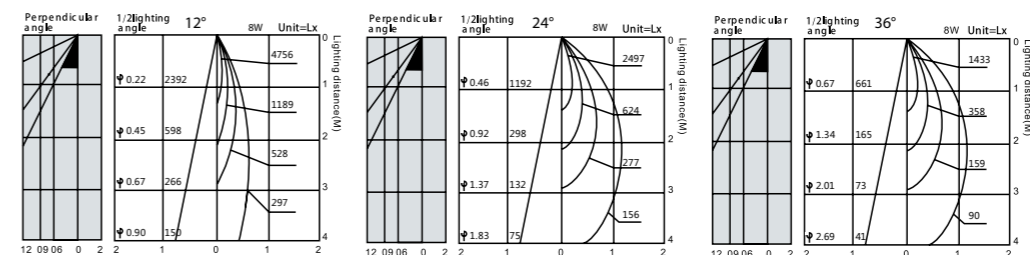
12° 24° 36°



PRODUCT DATA 产品参数

Model 型号	Light Source 光源	Power/CCT 功率/色温	Light Output 光通量	Light Efficiency 光效率	Size(WxH) 尺寸	Installation 安装方式
IG-DG506008 02	COB	8W/3000K	≥520 lm	≥65 lm/W	φ60x165mm	2线/3线/4线
IG-DG506012 02	COB	12W/3000K	≥780 lm	≥65 lm/W	φ60x165mm	2线/3线/4线

PHOTOMETRIC 配光参数




OPTIONAL 可选配件



防眩蜂窝网片

Accurate light distribution and control



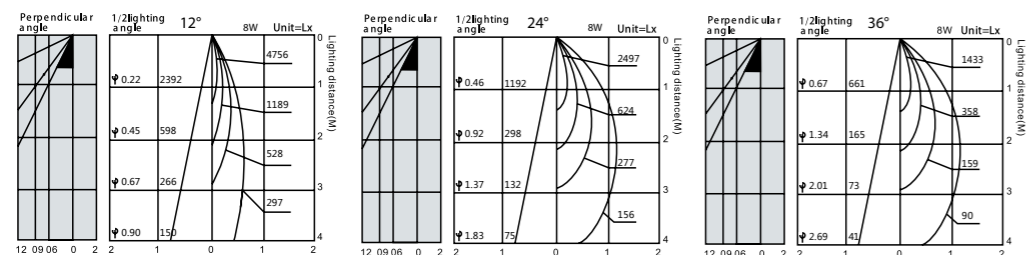
12° 24° 36°




PRODUCT DATA 产品参数

Model 型号	Light Source 光源	Power/CCT 功率/色温	Light Output 光通量	Light Efficiency 光效率	Size(WxH) 尺寸	Installation 安装方式
IG-TH506008 03	COB	8W/3000K	≥520 lm	≥65 lm/W	φ60x165mm	φ75mm
IG-TH506012 03	COB	12W/3000K	≥780 lm	≥65 lm/W	φ60x165mm	φ75mm


PHOTOMETRIC 配光参数




OPTIONAL 可选配件



Accurate light distribution and control



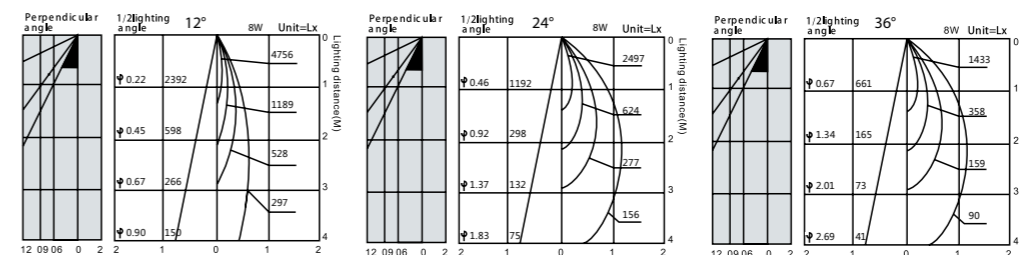
12° 24° 36°




PRODUCT DATA 产品参数

Model 型号	Light Source 光源	Power/CCT 功率/色温	Light Output 光通量	Light Efficiency 光效率	Size(WxH) 尺寸	Installation 安装方式
IG-DG506008 01	COB	8W/3000K	≥520 lm	≥65 lm/W	φ60x165mm	2线/3线/4线
IG-DG506012 01	COB	12W/3000K	≥780 lm	≥65 lm/W	φ60x165mm	2线/3线/4线


PHOTOMETRIC 配光参数



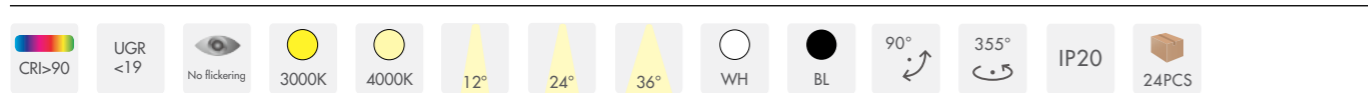
OPTIONAL 可选配件



Accurate light distribution and control



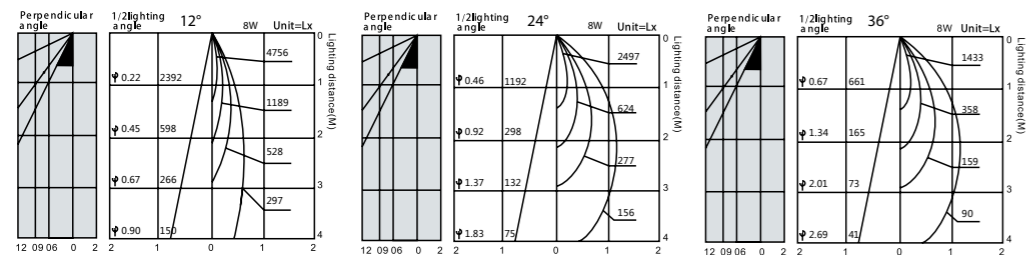
12° 24° 36°




PRODUCT DATA 产品参数

Model 型号	Light Source 光源	Power/CCT 功率 / 色温	Light Output 光通量	Light Efficiency 光效率	Size(WxH) 尺寸	Installation 安装方式
IG-MS506008 05	COB	8W/3000K	≥520 lm	≥65 lm/W	φ60x165mm	吊线式
IG-MS506012 05	COB	12W/3000K	≥780 lm	≥65 lm/W	φ60x165mm	吊线式

PHOTOMETRIC 配光参数




OPTIONAL 可选配件



防眩蜂窝网片

Accurate light distribution and control



12° 24° 36°



SIZE: Φ 73mm



市场应用:

店铺、星级酒店、高端别墅、会所、民宿、超市、商业综合体、展览及博物馆等

Applications:

Shops, star hotels, high-end villas, clubs, lodging houses, supermarkets, commercial complexes, exhibitions and museums, etc.

产品特性描述:

1. 此系列产品有多种安装方式，可满足不同照明场所施工要求；
2. 产品简约，小巧精致，灯体长度最短可控制在 70mm 以内（内置驱动）；
3. 超高导热精密铝材散热，保证产品的使用寿命；
4. 产品运用深藏防眩设计，防眩角大于 45 度，只见光不见灯；
5. 灯头可垂直 90 度与水平 355 度任意调节，满足不同位置的照明需求；
6. 产品有多种光斑角度选择，如圆形光斑，矩形光斑；
7. 产品中心光强度高，光斑均匀，副光斑弱，且不明显。

Product Features:

1. This series of products has various installation methods to meet the construction requirements of different lighting places.
2. The product is compact, compact and exquisite. The shortest length of the lamp body can be controlled within 70mm (built-in drive).
3. High heat conduction precision aluminum heat dissipation, ensure product life.
4. The product is designed with a deep anti glare design, and the glare angle is greater than 45 degrees.
5. The lamp holder can be adjusted at 90 degrees and 355 degrees horizontally to meet the lighting needs of different locations.
6. The product has many kinds of spot angle selection, such as circular spot and rectangle spot.
7. The product center has high light intensity, uniform spot and weak spot.



吸顶式



导轨式



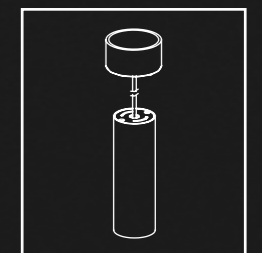
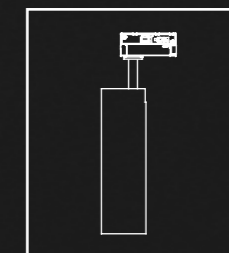
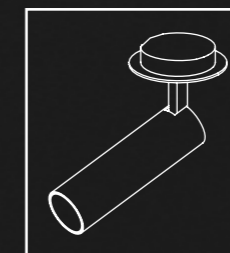
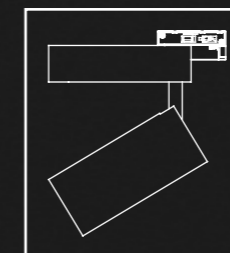
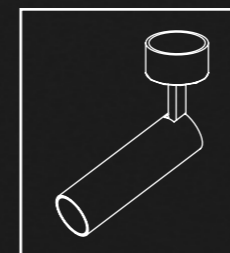

嵌入式



一体式



吊线式

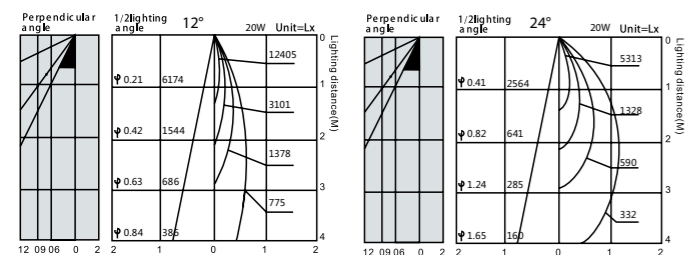





PRODUCT DATA 产品参数

Model 型号	Light Source 光源	Power/CCT 功率 / 色温	Light Output 光通量	Light Efficiency 光效率	Size(WxH) 尺寸	Installation 安装方式
IG-MS507320 04	COB	20W/3000K	≥1200 lm	≥60 lm/W	Φ73x160mm	吸顶式
IG-MS507325 04	COB	25W/3000K	≥1500 lm	≥60 lm/W	Φ73x160mm	吸顶式

PHOTOMETRIC 配光参数



Accurate light distribution and control



12° 24°

OPTIONAL 可选配件



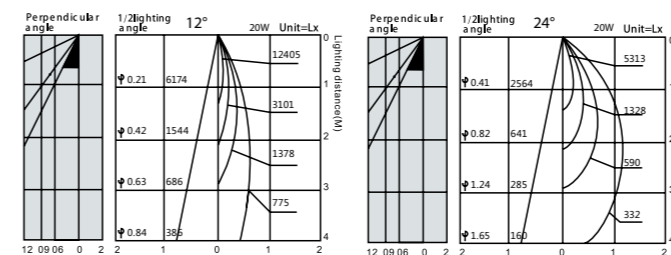
防眩蜂窝网片




PRODUCT DATA 产品参数

Model 型号	Light Source 光源	Power/CCT 功率 / 色温	Light Output 光通量	Light Efficiency 光效率	Size(WxH) 尺寸	Installation 安装方式
IG-DG507320 02	COB	20W/3000K	≥1200 lm	≥60 lm/W	Φ73x160mm	2线 / 3线 / 4线
IG-DG507325 02	COB	25W/3000K	≥1500 lm	≥60 lm/W	Φ73x160mm	2线 / 3线 / 4线

PHOTOMETRIC 配光参数



Accurate light distribution and control



12° 24°

OPTIONAL 可选配件



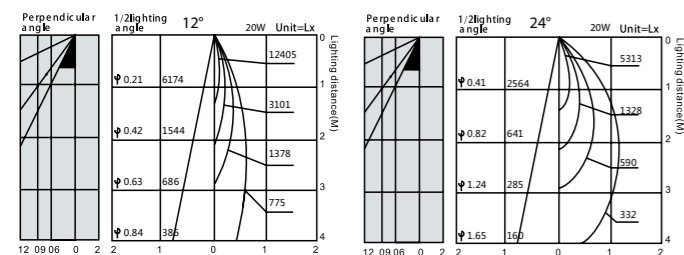
防眩蜂窝网片




PRODUCT DATA 产品参数

Model 型号	Light Source 光源	Power/CCT 功率 / 色温	Light Output 光通量	Light Efficiency 光效率	Size(WxH) 尺寸	Installation 安装方式
IG-TH507320 03	COB	20W/3000K	≥1200 lm	≥60 lm/W	Φ73x160mm	Φ75mm
IG-TH507325 03	COB	25W/3000K	≥1500 lm	≥60 lm/W	Φ73x160mm	Φ75mm

PHOTOMETRIC 配光参数



Accurate light distribution and control

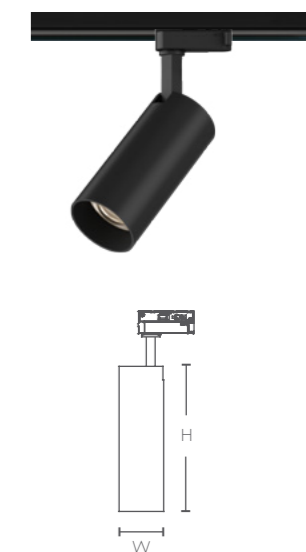


12° 24°

OPTIONAL 可选配件



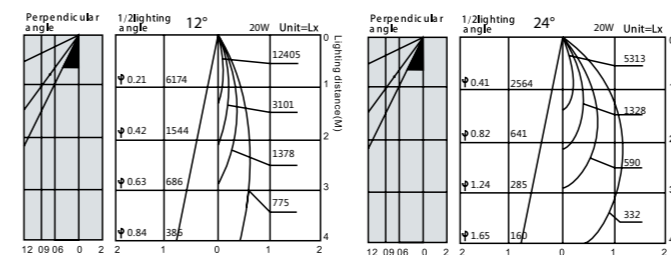
防眩蜂窝网片




PRODUCT DATA 产品参数

Model 型号	Light Source 光源	Power/CCT 功率 / 色温	Light Output 光通量	Light Efficiency 光效率	Size(WxH) 尺寸	Installation 安装方式
IG-DG507320 01	COB	20W/3000K	≥1200 lm	≥60 lm/W	Φ73x160mm	2线 / 3线 / 4线
IG-DG507325 01	COB	25W/3000K	≥1500 lm	≥60 lm/W	Φ73x160mm	2线 / 3线 / 4线

PHOTOMETRIC 配光参数



Accurate light distribution and control



12° 24°

OPTIONAL 可选配件



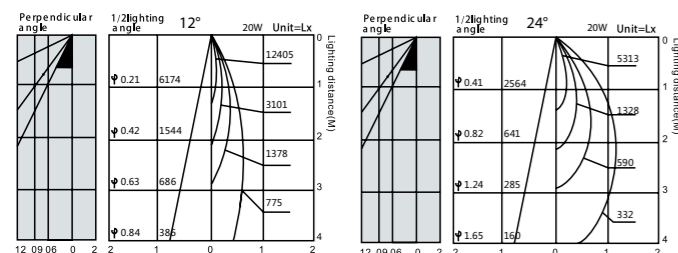
防眩蜂窝网片



PRODUCT DATA 产品参数

Model 型号	Light Source 光源	Power/CCT 功率 / 色温	Light Output 光通量	Light Efficiency 光效率	Size(WxH) 尺寸	Installation 安装方式
IG-MS507320 05	COB	20W/3000K	≥1200 lm	≥60 lm/W	∅73x160mm	吊线式
IG-MS507325 05	COB	25W/3000K	≥1500 lm	≥60 lm/W	∅73x160mm	吊线式

PHOTOMETRIC 配光参数




OPTIONAL 可选配件



防眩蜂窝网片

Accurate light distribution and control



12°

24°



SIZE: Φ 85mm



市场应用:

店铺、星级酒店、高端别墅、会所、民宿、超市、商业综合体、展览及博物馆等

Applications:

Shops, star hotels, high-end villas, clubs, lodging houses, supermarkets, commercial complexes, exhibitions and museums, etc.

产品特性描述:

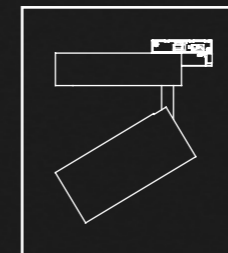
1. 此系列产品有多种安装方式, 可满足不同照明场所施工要求;
2. 产品简约, 小巧精致, 灯体长度最短可控制在 70mm 以内 (内置驱动);
3. 超高导热精密铝材散热, 保证产品的使用寿命;
4. 产品运用深藏防眩设计, 防眩角大于 45 度, 只见光不见灯;
5. 灯头可垂直 90 度与水平 355 度任意调节, 满足不同位置的照明需求;
6. 产品有多种光斑角度选择, 如圆形光斑, 矩形光斑;
7. 产品中心光强度高, 光斑均匀, 副光斑弱, 且不明显。

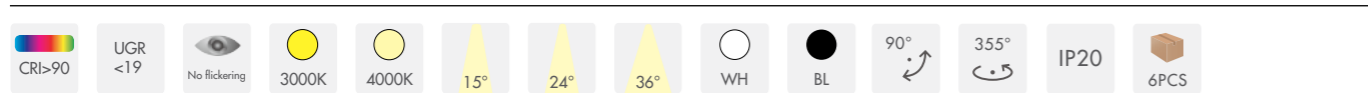
Product Features:

1. This series of products has various installation methods to meet the construction requirements of different lighting places.
2. The product is compact, compact and exquisite. The shortest length of the lamp body can be controlled within 70mm (built-in drive).
3. High heat conduction precision aluminum heat dissipation, ensure product life.
4. The product is designed with a deep anti glare design, and the glare angle is greater than 45 degrees.
5. The lamp holder can be adjusted at 90 degrees and 355 degrees horizontally to meet the lighting needs of different locations.
6. The product has many kinds of spot angle selection, such as circular spot and rectangle spot.
7. The product center has high light intensity, uniform spot and weak spot.



导轨式

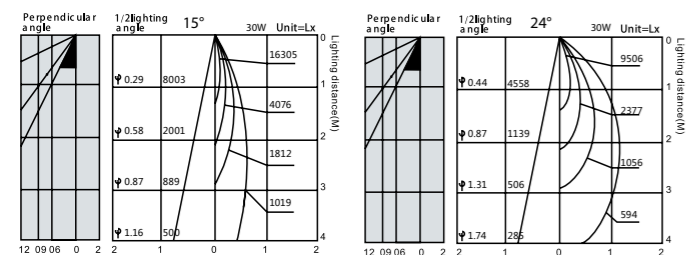




PRODUCT DATA 产品参数

Model 型号	Light Source 光源	Power/CCT 功率 / 色温	Light Output 光通量	Light Efficiency 光效率	Size(WxH) 尺寸	Installation 安装方式
IG-DG508530 02	COB	30W/3000K	≥1950 lm	≥65 lm/W	∅85x155mm	2线 / 3线 / 4线
IG-DG508535 02	COB	35W/3000K	≥2275 lm	≥65 lm/W	∅85x155mm	2线 / 3线 / 4线

PHOTOMETRIC 配光参数




OPTIONAL 可选配件



防眩蜂窝网片

Accurate light distribution and control



15°

24°





市场应用:

店铺、星级酒店、高端别墅、会所、民宿、超市、商业综合体、展览及博物馆等

Applications:

Shops, star hotels, high-end villas, clubs, lodging houses, supermarkets, commercial complexes, exhibitions and museums, etc.

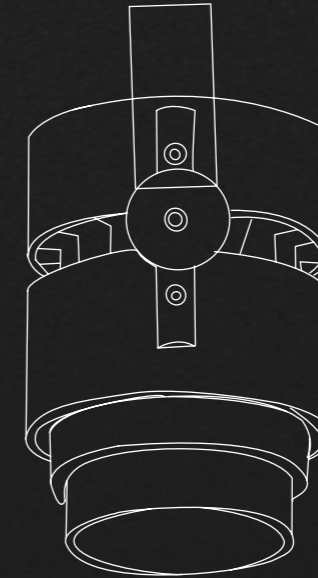
产品特性描述:

1. 国际进口品牌光源, CRI > 80/90, 光效高、性能稳定, 光色一致性高;
2. 国标铝材灯体和冷锻散热器, 确保灯具良好外观成型及充分的散热;
3. 优异配光设计并使用国内著名反射器, 光晕自然舒适, 光形好, 峰值光强度高;
4. 内置隔离恒流驱动, 外观简洁、质量稳定;
5. 产品深防眩设计, 防眩角大于 35 度;
6. 系列化产品, 款款经典, 可满足不同场合使用要求;
7. 整灯寿命长达 30000 小时。

Product Features:


1. The international import brand light source, CRI > 80/90, has high luminous efficiency, stable performance and high consistency of light and color.
2. High quality aluminum heat sink to ensure ingenious shape and increase heat dissipation space.
3. Excellent precision optical design with high quality reflector, to realise a clear light shape and high peak intensity.
4. High quality isolated constant current driver. Dimming, intelligent control functions for option.
5. Deep anti glare design, anti glare angle greater than 35 degrees.
6. Serialized products, classic design, fit for different applications.
7. Lifespan up to 30,000 hours.

照相机 CAMERA



轨道式射灯

Track light

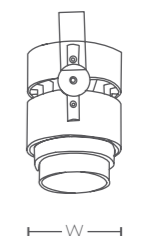


12W/20W

30W



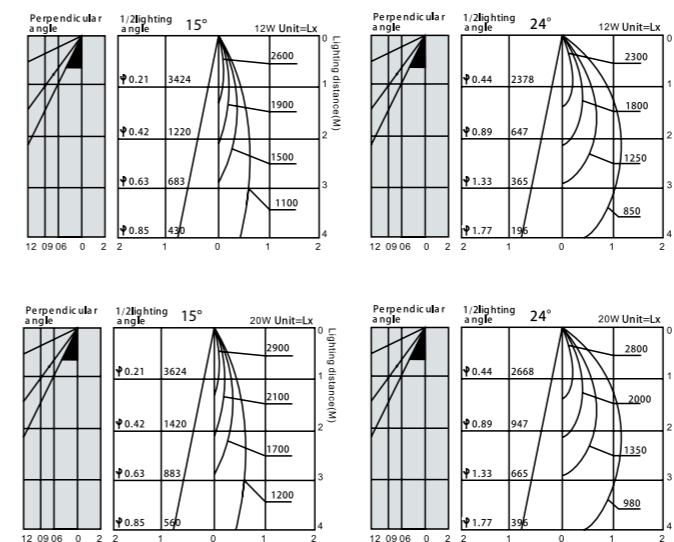
- CRI>90
- UGR <19
- No flickering
- 3000K
- 4000K
- 15°
- 24°
- 36°
- WH
- BL
- GR
- 90°
- 360°
- IP20
- 12PCS

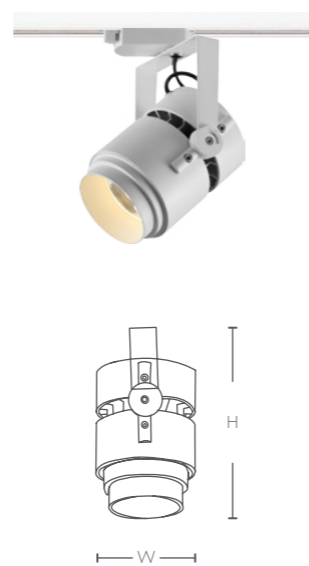


PRODUCT DATA 产品参数

Model 型号	Light Source 光源	Power/CCT 功率 / 色温	Light Output 光通量	Light Efficiency 光效率	Size(WxH) 尺寸	Installation 安装方式
IG-DG308512 01	COB	12W/3000K	≥720 lm	≥74 lm/W	Φ74x220mm	2线 / 3线 / 4线
IG-DG308520 02	COB	20W/3000K	≥1200 lm	≥74 lm/W	Φ74x220mm	2线 / 3线 / 4线

PHOTOMETRIC 配光参数

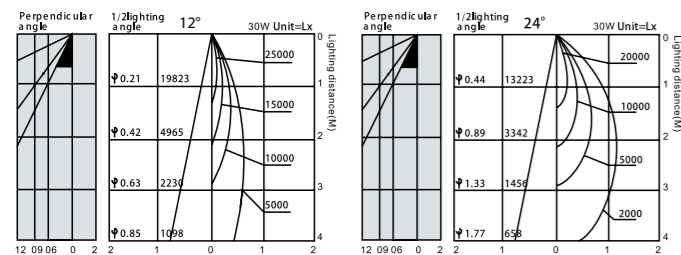





PRODUCT DATA 产品参数

Model 型号	Light Source 光源	Power/CCT 功率 / 色温	Light Output 光通量	Light Efficiency 光效率	Size(WxH) 尺寸	Installation 安装方式
IG-DG310330 03	COB	30W/3000K	≥1950 lm	≥65 lm/W	Φ94x190mm	2线 / 3线 / 4线

PHOTOMETRIC 配光参数



Accurate light distribution and control



12° 24°





市场应用:

店铺、星级酒店、高端别墅、会所、民宿、超市、商业综合体、展览及博物馆等

Applications:

Shops, star hotels, high-end villas, clubs, lodging houses, supermarkets, commercial complexes, exhibitions and museums, etc.

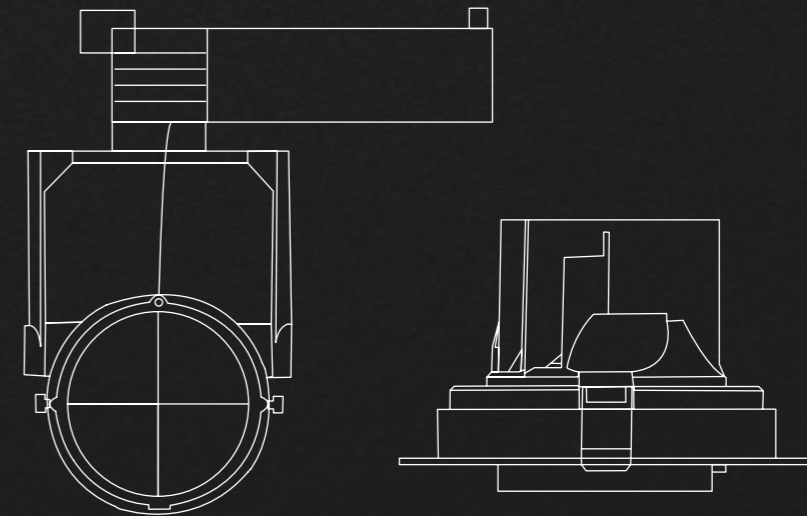
产品特性描述:

1. 国际进口品牌光源, CRI > 80/90, 光效高、性能稳定, 光色一致性高;
2. 进口高纯度高导热精密压铸而成的散热器, 确保灯具良好外观成型及充分的散热;
3. 优异配光设计并使用国内著名反射器, 光晕自然舒适, 光形好, 峰值光强度高;
4. 内置隔离恒流驱动, 外观简洁、质量稳定;
5. 产品深防眩设计, 防眩角大于 35 度;
6. 系列化产品, 款款经典, 可满足不同场合使用要求;
7. 整灯寿命长达 30000 小时。

Product Features:

1. The international import brand light source, CRI > 80/90, has high luminous efficiency, stable performance and high consistency of light and color.
2. Imported high precision and high heat conduction precision die-casting radiator to ensure good appearance and adequate heat dissipation of lamps and lanterns.
3. Excellent precision optical design with high quality reflector, to realise a clear light shape and high peak intensity.
4. High quality isolated constant current driver. Dimming, intelligent control functions for option.
5. Deep anti glare design, anti glare angle greater than 35 degrees.
6. Serialized products, classic design, fit for different applications.
7. Lifespan up to 30,000 hours.

木马人 TROJAN PEOPLE II



轨道式射灯

Track light

Page. 131



30W/35W

嵌入式射灯

Recessed spotlight

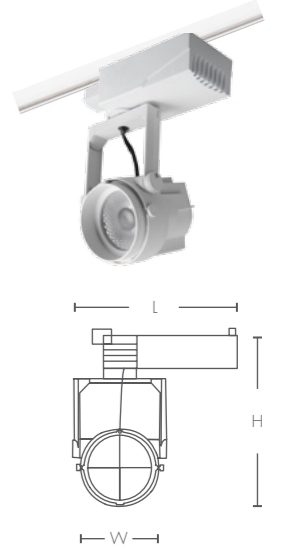
Page. 133



30W/35W



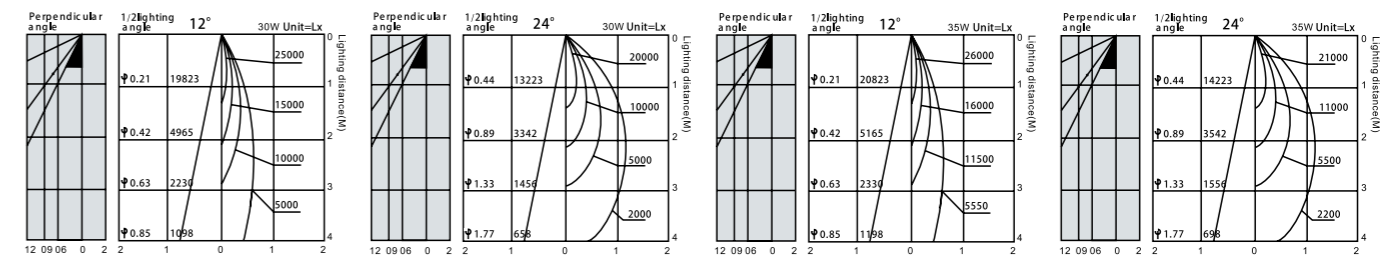
- CRI>90
- UGR <19
- No flickering
- 3000K
- 4000K
- 12°
- 24°
- 36°
- WH
- BL
- GR
- 180°
- 355°
- IP20
- 12PCS




PRODUCT DATA 产品参数

Model 型号	Light Source 光源	Power/CCT 功率 / 色温	Light Output 光通量	Light Efficiency 光效率	Size(WxLxH) 尺寸	Installation 安装方式
IG-DG109830 01	COB	30W/3000K	≥1950 lm	≥65 lm/W	∅98x210x200mm	2线 / 3线 / 4线
IG-DG109835 02	COB	35W/3000K	≥2275 lm	≥65 lm/W	∅98x210x200mm	2线 / 3线 / 4线

PHOTOMETRIC 配光参数



Accurate light distribution and control

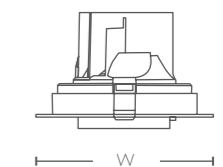



12°

24°



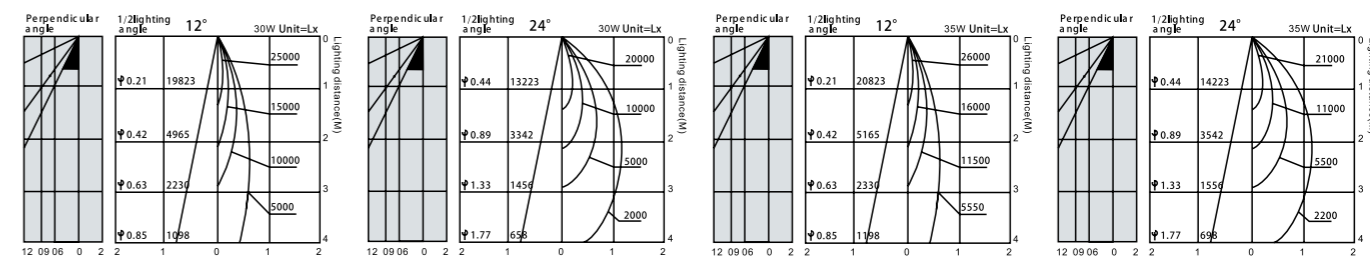
- CRI>90
- UGR <19
- No flickering
- 3000K
- 4000K
- 12°
- 24°
- 36°
- WH
- BL
- GR*
- 30°
- 355°
- IP20
- 12PCS




PRODUCT DATA 产品参数

Model 型号	Light Source 光源	Power/CCT 功率 / 色温	Light Output 光通量	Light Efficiency 光效率	Size(WxH) 尺寸	Cutout 开孔尺寸
IG-TH114530	COB	30W/3000K	≥2100 lm	≥60 lm/W	Φ163x110mm	Φ145mm
IG-TH114535	COB	35W/3000K	≥2450 lm	≥60 lm/W	Φ163x110mm	Φ145mm

PHOTOMETRIC 配光参数



Accurate light distribution and control



12°

24°



市场应用:

店铺、星级酒店、高端别墅、会所、民宿、超市、商业综合体、展览及博物馆等

Applications:

Shops, star hotels, high-end villas, clubs, lodging houses, supermarkets, commercial complexes, exhibitions and museums, etc.

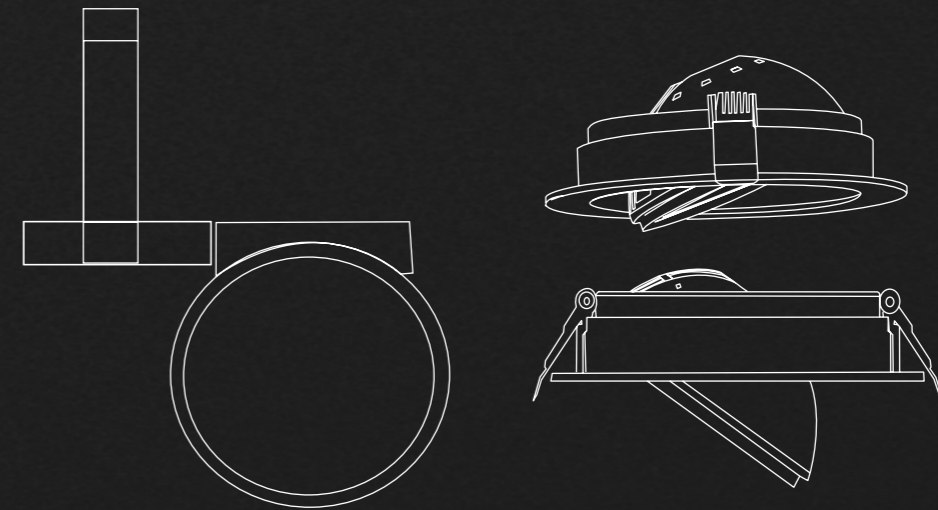
产品特性描述:

1. 国际进口品牌光源，CRI > 80/90，光效高、性能稳定，光色一致性高；
2. 进口高纯度高导热精密压铸而成的散热器，确保灯具良好外观成型及充分的散热；
3. 优异配光设计并使用国内著名反射器，光晕自然舒适，光形好，峰值光强度高；
4. 内置隔离恒流驱动，外观简洁、质量稳定；
5. 产品深防眩设计，防眩角大于 35 度；
6. 系列化产品，款款经典，可满足不同场合使用要求；
7. 整灯寿命长达 30000 小时。

Product Features:

1. The international import brand light source, CRI > 80/90, has high luminous efficiency, stable performance and high consistency of light and color.
2. Imported high precision and high heat conduction precision die-casting radiator to ensure good appearance and adequate heat dissipation of lamps and lanterns.
3. Excellent precision optical design with high quality reflector, to realise a clear light shape and high peak intensity.
4. High quality isolated constant current driver. Dimming, intelligent control functions for option.
5. Deep anti glare design, anti glare angle greater than 35 degrees.
6. Serialized products, classic design, fit for different applications.
7. Lifespan up to 30,000 hours.

自由人 FREEMAN



轨道式射灯

Track light

Page. 137




20W

嵌入式射灯

Recessed spotlight

Page. 139



20W



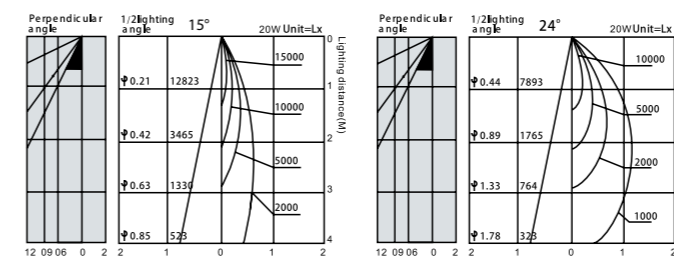
- CRI>90
- UGR <19
- No flickering
- 3000K
- 4000K
- 15°
- 24°
- 36°
- WH
- BL
- GR
- 90°
- 355°
- IP20
- 12PCS




PRODUCT DATA 产品参数

Model 型号	Light Source 光源	Power/CCT 功率 / 色温	Light Output 光通量	Light Efficiency 光效率	Size(WxLxH) 尺寸	Installation 安装方式
IG-DG209820	COB	20W/3000K	≥1200 lm	≥60 lm/W	φ98x220x230mm	2线 / 3线 / 4线

PHOTOMETRIC 配光参数



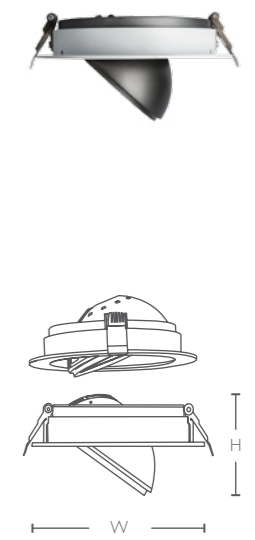
Accurate light distribution and control



15° 24°



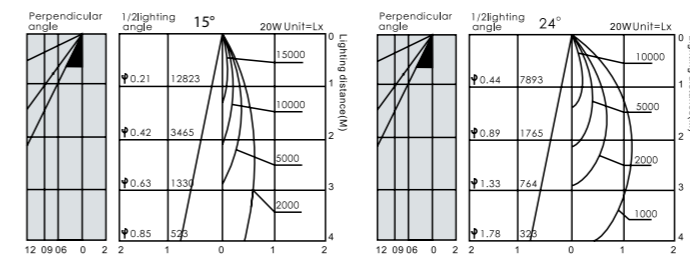
-
-
-
-
-
-
-
-
-
-
-
-
-
-




PRODUCT DATA 产品参数

Model 型号	Light Source 光源	Power/CCT 功率 / 色温	Light Output 光通量	Light Efficiency 光效率	Size(WxH) 尺寸	Cutout 开孔尺寸
IG-TH214520	COB	20W/3000K	≥1200 lm	≥60 lm/W	Φ163x60mm	Φ145mm

PHOTOMETRIC 配光参数



Accurate light distribution and control



15°

24°



市场应用:

店铺、星级酒店、高端别墅、会所、民宿、超市、商业综合体、展览及博物馆等

Applications:

Shops, star hotels, high-end villas, clubs, lodging houses, supermarkets, commercial complexes, exhibitions and museums, etc.

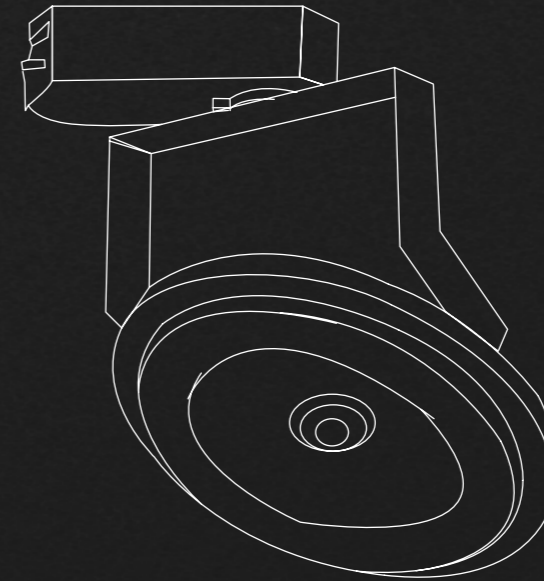
产品特性描述:

1. 国际进口品牌光源，CRI > 80/90，光效高、性能稳定，光色一致性高；
2. 进口高纯度高导热精密压铸而成的散热器，确保灯具良好外观成型及充分的散热；
3. 优异配光设计并使用国内著名反射器，光晕自然舒适，光形好，峰值光强度高；
4. 内置隔离恒流驱动，外观简洁、质量稳定；
5. 产品深防眩设计，防眩角大于 35 度；
6. 系列化产品，款款经典，可满足不同场合使用要求；
7. 整灯寿命长达 30000 小时。

Product Features:

1. The international import brand light source, CRI > 80/90, has high luminous efficiency, stable performance and high consistency of light and color.
2. Imported high precision and high heat conduction precision die-casting radiator to ensure good appearance and adequate heat dissipation of lamps and lanterns.
3. Excellent precision optical design with high quality reflector, to realise a clear light shape and high peak intensity.
4. High quality isolated constant current driver. Dimming, intelligent control functions for option.
5. Deep anti glare design, anti glare angle greater than 35 degrees.
6. Serialized products, classic design, fit for different applications.
7. Lifespan up to 30,000 hours.

QRI111 QRI



轨道式射灯

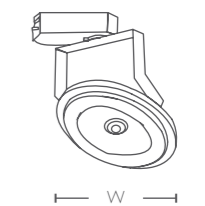
Track light



12W



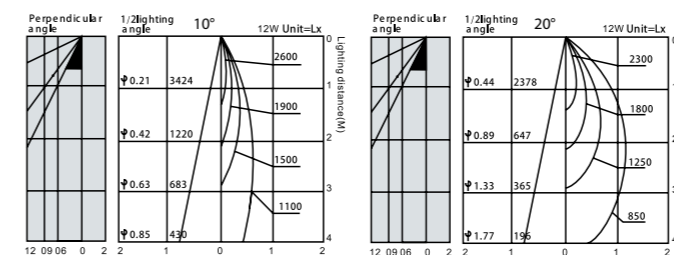
CRI>90
UGR <19
No flickering
3000K
4000K
10°
20°
30°
WH
BL
GR
90°
355°
IP20
24PCS




PRODUCT DATA 产品参数

Model 型号	Light Source 光源	Power/CCT 功率 / 色温	Light Output 光通量	Light Efficiency 光效率	Size(WxH) 尺寸	Installation 安装方式
IG-DG310012 01	COB	12W/3000K	≥720 lm	≥60 lm/W	Φ111x168mm	2线 / 3线 / 4线

PHOTOMETRIC 配光参数



Accurate light distribution and control



10°

20°




INDOOR DECORATION LIGHTING

地脚灯

Buriedground Lighting

Page. 147



3W

3W

3W

3W

3W

3W


3W

0.5Wx4/0.5Wx6


壁灯

Wall lamp

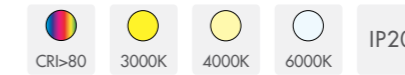
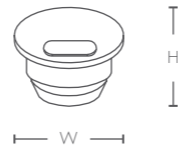
Page. 149




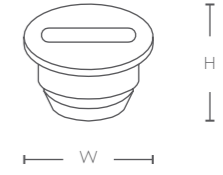
3Wx2



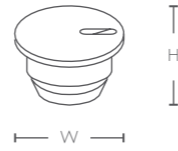
Model 型号: IG-DJ103703 01
Light Source 光源: OSRAM
Power 功率: 3W
Light Output 光通量: 35 lm
Size(WxH) 尺寸: $\Phi 45 \times 36$ mm
Cutout 开孔尺寸: $\Phi 37$ mm



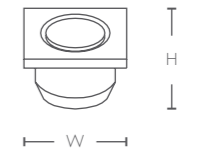
Model 型号: IG-DJ103703 05
Light Source 光源: OSRAM
Power 功率: 3W
Light Output 光通量: 35 lm
Size(WxH) 尺寸: $\Phi 45 \times 36$ mm
Cutout 开孔尺寸: $\Phi 37$ mm





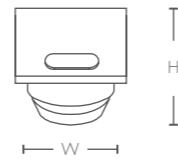
Model 型号: IG-DJ103703 02
Light Source 光源: OSRAM
Power 功率: 3W
Light Output 光通量: 35 lm
Size(WxH) 尺寸: $\Phi 45 \times 36$ mm
Cutout 开孔尺寸: $\Phi 37$ mm



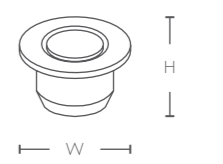
Model 型号: IG-DJ103503 06
Light Source 光源: OSRAM
Power 功率: 3W
Light Output 光通量: 8 lm
Size(WxH) 尺寸: 45x26mm
Cutout 开孔尺寸: $\Phi 35$ mm



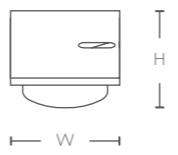
Model 型号: IG-DJ103703 03
Light Source 光源: OSRAM
Power 功率: 3W
Light Output 光通量: 35 lm
Size(WxH) 尺寸: 45x36mm
Cutout 开孔尺寸: $\Phi 37$ mm




Model 型号: IG-DJ103503 07
Light Source 光源: OSRAM
Power 功率: 3W
Light Output 光通量: 8 lm
Size(WxH) 尺寸: $\Phi 45 \times 26$ mm
Cutout 开孔尺寸: $\Phi 35$ mm

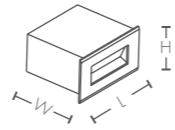


Model 型号: IG-DJ103703 04
Light Source 光源: OSRAM
Power 功率: 3W
Light Output 光通量: 35 lm
Size(WxH) 尺寸: 45x36mm
Cutout 开孔尺寸: $\Phi 37$ mm


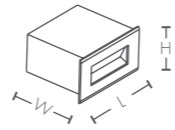





Model 型号: IG-DJ107802 12
Light Source 光源: OSRAM
Power 功率: 0.5Wx4
Angle 角度: 120°
Light Output 光通量: 130 lm
Material 材质: Aluminium
Size(WxLxH) 尺寸: 80x83x51mm
Cutout 开孔尺寸: 78x45x80mm



Model 型号: IG-DJ108003 13
Light Source 光源: OSRAM
Power 功率: 0.5Wx6
Angle 角度: 120°
Light Output 光通量: 255 lm
Material 材质: Aluminium
Size(WxLxH) 尺寸: 80x135x51mm
Cutout 开孔尺寸: 100x45x80mm



Model 型号: IG-BD109006 07
Light Source 光源: CREE XPE
Power 功率: 3Wx2
Size(WxLxH) 尺寸: 90x90x110mm






OUTDOOR LIGHT

地埋灯

Underground lamp

Page. 153



地脚灯

Buriedground Lighting

Page. 156



壁灯

Wall lamp

Page. 157



插地灯

Pin lamp

Page. 159




洗墙灯


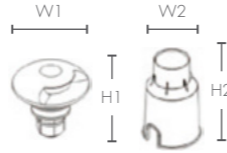
Wallwasher

Page. 160


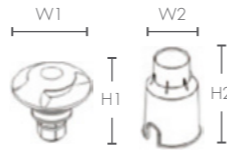




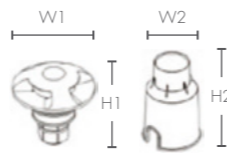
Model 型号: IG-MD105903 01
Light Source 光源: CREE XPE
Power 功率: 3W
Light Output 光通量: 10 lm
Material 材质: Die-casting Aluminium
Size(W1xH1) 尺寸: Φ 58.5x58mm
Size(W2xH2) 尺寸: Φ 62x95mm



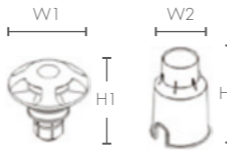
Model 型号: IG-MD105903 02
Light Source 光源: CREE XPE
Power 功率: 3W
Light Output 光通量: 16 lm
Material 材质: Die-casting Aluminium
Size(W1xH1) 尺寸: Φ 58.5x58mm
Size(W2xH2) 尺寸: Φ 62x95mm




Model 型号: IG-MD105903 03
Light Source 光源: CREE XPE
Power 功率: 3W
Light Output 光通量: 16 lm
Material 材质: Die-casting Aluminium
Size(W1xH1) 尺寸: Φ 58.5x58mm
Size(W2xH2) 尺寸: Φ 62x95mm




Model 型号: IG-MD105903 04
Light Source 光源: CREE XPE
Power 功率: 3W
Light Output 光通量: 16 lm
Material 材质: Die-casting Aluminium
Size(W1xH1) 尺寸: Φ 58.5x58mm
Size(W2xH2) 尺寸: Φ 62x95mm




Model 型号: IG-MD112004 05
Light Source 光源: EPSTAR
Power 功率: 4W
Input voltage 输入电压: DC 24V
Size(WxLxH) 尺寸: 120x120x148mm




Model 型号: IG-MD107501 06
Light Source 光源: CREE
Power 功率: 1W
Input voltage 输入电压: DC 24V
Angle 角度: 15°/30°/60°
Size(WxH) 尺寸: Φ 75x105mm



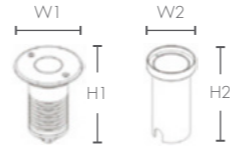
Model 型号: IG-MD106201 07
Light Source 光源: CREE
Power 功率: 1W
Input voltage 输入电压: DC 24V
Size(WxH) 尺寸: Φ 62x90mm



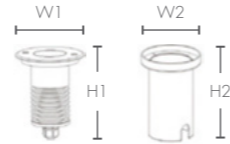
Model 型号: IG-MD105201 08
Light Source 光源: CREE
Power 功率: 1W
Input voltage 输入电压: DC 24V
Size(WxH) 尺寸: Φ 52x93mm




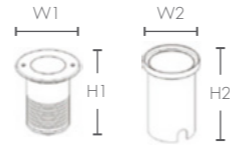
Model 型号: IG-MD106805 09
Light Source 光源: CREE 1304
Power 功率: 5W
Angle 角度: 13°/23°
Light Output 光通量: 450 lm
Material 材质: SUS 316
Size(W1xH1) 尺寸: Ø80x110mm
Size(W2xH2) 尺寸: Ø68x125mm




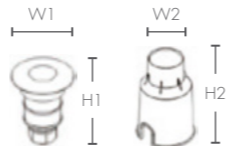
Model 型号: IG-MD108410 10
Light Source 光源: CREE 1507
Power 功率: 10W
Angle 角度: 13°/23°
Light Output 光通量: 920 lm
Material 材质: SUS 316
Size(W1xH1) 尺寸: Ø95x135mm
Size(W2xH2) 尺寸: Ø84x145mm




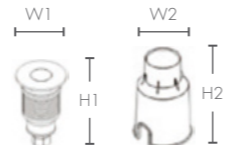
Model 型号: IG-MD110415 11
Light Source 光源: CREE 1512
Power 功率: 15W
Angle 角度: 13°/23°
Light Output 光通量: 1350 lm
Material 材质: SUS 316
Size(W1xH1) 尺寸: Ø120x145mm
Size(W2xH2) 尺寸: Ø104x155mm




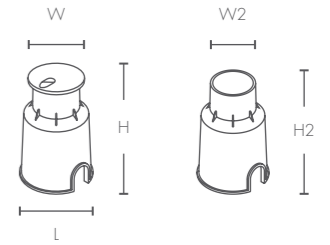
Model 型号: IG-MD104203 12
Light Source 光源: CREE XPE
Power 功率: 3W
Angle 角度: 15°/30°/45°
Light Output 光通量: 120 lm
Material 材质: Aluminium
Size(W1xH1) 尺寸: Ø42x63mm
Size(W2xH2) 尺寸: Ø62x95mm



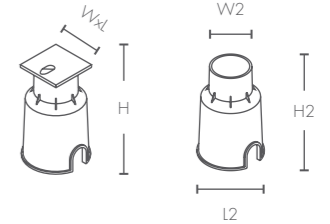
Model 型号: IG-MD104503 13
Light Source 光源: CREE XPE
Power 功率: 3W
Angle 角度: 60°
Light Output 光通量: 85 lm
Material 材质: SUS 316
Size(W1xH1) 尺寸: Ø45x78mm
Size(W2xH2) 尺寸: Ø62x95mm




Model 型号: IG-DJ103903 08
Light Source 光源: OSRAM
Power 功率: 3W
Light Output 光通量: 35 lm
Material 材质: Aluminium
Size(WxLxH) 尺寸: Ø45xØ62x99mm
Size(W2xH2) 尺寸: Ø38.5x97mm



Model 型号: IG-DJ103903 09
Light Source 光源: OSRAM
Power 功率: 3W
Light Output 光通量: 35 lm
Material 材质: Aluminium
Size(WxLxH) 尺寸: 45x45x99mm
Size(W2xL2xH2) 尺寸: Ø38.5xØ62x97mm



Model 型号: IG-DJ110303 10
Light Source 光源: EPISTAR
Power 功率: 3W
Input voltage 输入电压: DC 24V
Size(WxLxH) 尺寸: 103x162x65mm



Model 型号: IG-DJ107003 11
Light Source 光源: EPISTAR
Power 功率: 3W
Input voltage 输入电压: AC 220V
Size(WxH) 尺寸: Ø70x70mm



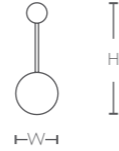


Model 型号: IG-BD109003 01

Light Source 光源: CREE

Power 功率: 3W

Size(WxH) 尺寸: Φ 90x200mm




Model 型号: IG-BD109003 02

Light Source 光源: CREE

Power 功率: 3W

Size(WxH) 尺寸: Φ 90x300mm





Model 型号: IG-BD109003 03

Light Source 光源: CREE

Power 功率: 3Wx2

Size(WxLxH) 尺寸: Φ 90x200x300mm


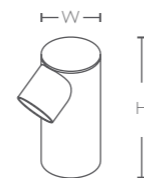


Model 型号: IG-BD109003 04

Light Source 光源: CREE

Power 功率: 3W

Size(WxH) 尺寸: Φ 50x110mm



Model 型号: IG-BD106503 05

Light Source 光源: CREE

Power 功率: 3W

Input voltage 输入电压: DC 24V

Angle 角度: 15°/38°

Size(WxLxH) 尺寸: 65x45x40mm



Model 型号: IG-BD110020 06

Light Source 光源: CREE 1507

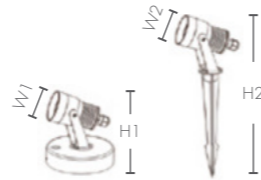
Power 功率: 20W

Input voltage 输入电压: AC 220V

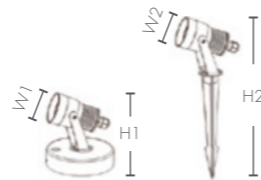
Size(WxLxH) 尺寸: 100x100x165mm





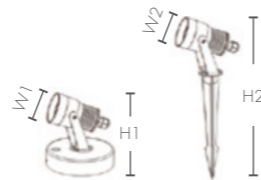
Model 型号: IG-CD106008 01
Light Source 光源: CREE 1304
Power 功率: 8W
Angle 角度: 13°/23°
Light Output 光通量: 450 lm
Material 材质: Aluminium
Size(W1xH1) 尺寸: $\phi 60 \times 122 \text{mm}$
Size(W2xH2) 尺寸: $\phi 60 \times 312 \text{mm}$




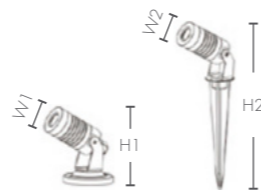
Model 型号: IG-CD107610 02
Light Source 光源: CREE 1507
Power 功率: 10W
Angle 角度: 13°/23°
Light Output 光通量: 920 lm
Material 材质: Aluminium
Size(W1xH1) 尺寸: $\phi 76 \times 155 \text{mm}$
Size(W2xH2) 尺寸: $\phi 76 \times 345 \text{mm}$




Model 型号: IG-CD109615 03
Light Source 光源: CREE 1512
Power 功率: 15W
Angle 角度: 13°/23°
Light Output 光通量: 1350 lm
Material 材质: Aluminium
Size(W1xH1) 尺寸: $\phi 96 \times 203 \text{mm}$
Size(W2xH2) 尺寸: $\phi 96 \times 440 \text{mm}$



Model 型号: IG-CD103603 04
Light Source 光源: CREE XPE
Power 功率: 3W
Angle 角度: 15°/30°/45°
Light Output 光通量: 130 lm
Material 材质: Aluminium
Size(W1xH1) 尺寸: $\phi 36 \times 76 \text{mm}$
Size(W2xH2) 尺寸: $\phi 36 \times 222 \text{mm}$



Model 型号: IG-XQ110024 01
Light Source 光源: BRIDGELUX/SANAN
Power 功率: 24W/M
Angle 角度: 30°/35°/45°/20x40°
CCT 色温: 2400K-6500K
length 长度: 1M/0.5M/0.16M
Lumens 光通量: 1920 lm/810 lm/300 lm
Input voltage 输入电压: DC 24V



Model 型号: IG-XQ110024 02
Light Source 光源: BRIDGELUX/SANAN
Power 功率: 24W/M
Angle 角度: 30°/35°/45°/20x40°
CCT 色温: 2400K-6500K
length 长度: 1M/0.5M/0.16M
Lumens 光通量: 1920 lm/810 lm/300 lm
Input voltage 输入电压: DC 24V



Lawn lamp

草坪灯
Lawn lamp

Page. 163



7W

7W

12W



7W

5W

12W





Model 型号: IG-CB110207 01
Light Source 光源: COB
Power 功率: 7W
Current 电流: 300mA
Input voltage 输入电压: DC 18-35V
Colour 颜色: Sand silver/Sand black
Size(WxH) 尺寸: Φ102x600mm



Model 型号: IG-CB116007 04
Light Source 光源: COB
Power 功率: 7W
Current 电流: 300mA
Input voltage 输入电压: DC 18-35V
Colour 颜色: Sand silver/Sand black
Size(WxLxH) 尺寸: 160x53x600mm




Model 型号: IG-CB110807 02
Light Source 光源: COB
Power 功率: 7W
Current 电流: 300mA
Input voltage 输入电压: DC 18-35V
Colour 颜色: Sand silver/Sand black
Size(WxH) 尺寸: Φ108x600mm



Model 型号: IG-CB105005 05
Light Source 光源: COB
Power 功率: 5W
Current 电流: 300mA
Input voltage 输入电压: DC 18-35V
Colour 颜色: Sand silver/Sand black
Size(WxLxH) 尺寸: 50x50x600mm



Model 型号: IG-CB106512 03
Light Source 光源: LED 5730
Power 功率: 12W
Current 电流: 300mA
Input voltage 输入电压: DC 18-35V
Colour 颜色: Sand silver/Sand black
Size(WxH) 尺寸: Φ180x600mm
Diameters size(W) 杆径: Φ65mm



Model 型号: IG-CB118012 06
Light Source 光源: LED 5730
Power 功率: 12W
Current 电流: 300mA
input voltage 输入电压: DC18-35V
Colour 颜色: Sand silver/Sand black
Size(WxLxH) 尺寸: 180x180x600mm
Diameters size(WxL) 杆径: 50x50mm

